

RATINGS 11-24-18

Welcome back to By the Numbers. Full descriptions of the system and the archives are at www.roanoke.edu/mcsp/minton/bynumbers.html.

Well, back in my day they used to play defense. 59-56 was fine for a basketball game but not a football game between top ten teams. Michigan scoring 39 on Ohio State? Unheard of. Woody wouldn't tolerate it; hell, Bo wouldn't tolerate it. And I'm not even going to mention the A&M-LSU 74-72 game, since it took 7 overtimes to finish it. Back in my day they didn't have overtimes. You kissed your sister like a man and went home.

Okay, maybe I lost it a little there at the end. (Just in case, let me say that there used to be ties in college football and many coaches including Darrell Royal – but not Ara Parseghian – said that a tie is like kissing your sister. And, I do know that Ohio State scored 62.) But this time of year used to be notable for big physical teams winning low-scoring games. Maybe it's global warming (again, an explanation: I'm not blaming global warming, but it was a warm weekend in most places and that may have helped the offenses).

After the great show of Rivalry Weekend, we get the great money grab of championship weekend. 8-4 Memphis, 8-4 Northwestern, 7-5 Pittsburgh – are they really playing for a championship? C-USA has UAB at Middle Tennessee, a rematch of an earlier UAB at Middle Tennessee game played ... on Saturday. And couldn't we save Georgia and Alabama for the playoff semifinals? Granted, another Texas-Oklahoma game (in Dallas, too) is not bad but these games are rarely interesting, other than satisfying our urge to see a champion decided at a specified time. Of course, we also have a couple of make-up games or games scheduled to try to get bowl eligible. The ratings are not at all confident that the Hokies can handle The Herd. Here are the predictions and ratings.

SEC: Alabama 35, Georgia 31

Big 12: Oklahoma 45, Texas 35

Big 10: Ohio State 37, Northwestern 24

ACC: Clemson 42, Pittsburgh 16

Pac 12: Utah 22, Washington 21

AAC: UCF 52, Memphis 31

MAC: Buffalo 24, Northern Illinois 20

MWC: Boise State 28, Fresno State 24


C-USA: Middle Tennessee 27, UAB 23

Sun Belt: Appalachian State 42, Louisiana 24

Bowl Bid: Virginia Tech 30, Marshall 28

Sea Change: Army 38, Navy 16


		Overall	Wins	Offense	Defense
1	Clemson	121.81	69.53	52.79	24.06
2	Alabama	121.57	64.69	58.05	24.64
3	Georgia	117.21	63.76	50.60	22.44
4	Notre Dame	116.14	68.81	43.19	20.42
5	Oklahoma	114.39	61.51	62.14	6.85
6	Michigan	113.50	59.32	48.18	21.49
7	Ohio St	113.05	60.49	55.03	11.96
8	Washington St	107.94	55.34	47.41	13.67
9	UCF	107.50	55.74	46.08	13.37
10	Penn St	107.35	51.80	46.00	18.32
11	West Virginia	107.07	49.40	53.71	13.12
12	Florida	106.85	52.67	46.08	15.82
13	Missouri	106.39	48.84	49.78	16.09
14	Utah	106.32	53.57	41.97	17.42
15	Kentucky	106.08	52.50	37.55	22.68
16	LSU	105.99	51.35	43.55	17.97
17	Mississippi St	105.58	46.76	40.03	26.58
18	Washington	105.35	52.27	38.17	20.53
19	Texas A&M	105.31	50.38	47.52	13.60
20	Texas	104.68	50.86	43.06	15.85
21	Iowa	103.99	46.35	42.87	20.33
22	Fresno St	102.96	46.28	39.77	20.95
23	Boise St	102.69	48.87	44.56	12.03
24	Stanford	102.62	50.04	40.79	14.05
25	Iowa St	101.91	46.17	38.49	19.73
26	Syracuse	101.76	49.70	45.01	8.15
27	South Carolina	101.67	46.03	46.52	11.30
28	NC State	100.88	48.42	40.97	11.69
29	Cincinnati	100.53	45.99	37.61	17.41
30	Northwestern	100.24	47.85	35.80	16.02
31	Auburn	99.56	42.24	38.83	18.78
32	Utah St	99.21	41.27	49.35	8.66
33	N Dakota St	99.00	43.86	40.14	13.89
34	Army	98.82	47.28	33.27	15.75
35	Michigan St	98.37	42.79	31.30	22.60
36	Purdue	97.99	39.83	44.13	12.75
37	Appalachian St	97.97	42.84	38.78	14.05
38	Oregon	97.90	42.81	43.30	9.39
39	Vanderbilt	97.15	40.27	39.20	15.01
40	Boston College	96.57	41.62	38.33	12.62
41	Pittsburgh	96.20	43.65	36.73	10.60
42	Arizona St	95.87	40.05	40.93	10.36




43	Wisconsin	95.47	38.31	39.78	12.83
44	Oklahoma St	95.46	36.14	48.13	7.35
45	Miami FL	95.30	36.74	37.21	17.07
46	TCU	95.10	38.26	33.88	17.87
47	Georgia Tech	94.85	39.55	42.91	6.50
48	Temple	94.65	38.42	40.17	10.24
49	Princeton	94.39	41.13	40.03	6.12
50	California	94.36	40.74	30.33	16.26
51	Duke	93.88	41.35	35.81	8.76
52	Texas Tech	93.78	31.77	46.36	10.75
53	Buffalo	93.33	40.13	38.67	6.17
54	Minnesota	93.31	36.28	38.11	11.82
55	Wake Forest	92.76	39.55	40.67	3.52
56	Maryland	92.44	33.83	40.21	10.80
57	Tennessee	92.36	35.75	35.75	12.51
58	Virginia	91.92	35.81	32.57	14.50
59	Ga Southern	91.87	39.79	32.57	9.06
60	USC	91.65	34.72	35.89	11.97
61	Troy	91.64	39.62	30.89	10.41
62	Baylor	91.42	35.36	38.26	8.17
63	Indiana	91.24	33.47	39.48	9.00
64	Ohio	91.12	33.16	43.71	4.90
65	Memphis	90.77	32.28	44.85	4.06
66	BYU	90.58	34.05	32.18	13.89
67	E Washington	90.21	35.48	39.50	3.75
68	Kansas St	90.06	31.28	33.25	15.21
69	MTSU	89.70	34.80	35.87	7.00
70	Florida St	89.69	37.17	32.00	7.70
71	UAB	89.63	34.36	32.12	11.17
72	Mississippi	89.45	29.90	45.03	3.73
73	Dartmouth	89.38	37.78	29.75	8.35
74	S Dakota St	89.20	30.71	43.05	4.02
75	N Illinois	89.10	34.66	27.51	14.04
76	Marshall	89.05	35.20	31.22	9.49
77	Arkansas St	88.96	35.15	34.31	6.26
78	Nebraska	88.56	28.94	41.13	6.69
79	Houston	88.48	29.97	48.99	-2.73
80	North Texas	88.22	31.40	36.48	7.22
81	Nevada	87.59	30.91	35.50	7.28
82	San Diego St	87.45	32.48	26.60	13.74
83	E Michigan	87.12	30.69	32.19	9.70
84	Colorado	87.11	28.55	35.67	9.04
85	UCLA	86.97	28.72	37.85	6.32




86	Toledo	86.82	27.04	45.08	0.92
87	Virginia Tech	86.60	31.46	37.10	2.47
88	Wyoming	86.46	29.96	25.34	15.90
89	Miami OH	86.39	29.15	34.49	7.65
90	UC Davis	86.35	33.86	35.67	0.07
91	Arizona	86.22	28.06	38.21	4.94
92	Tulane	86.12	30.53	30.77	8.83
93	South Florida	85.99	33.06	32.00	3.93
94	Hawaii	84.88	32.42	37.97	-3.97
95	ULL	84.59	31.12	37.81	-2.82
96	W Michigan	84.11	29.24	36.99	-0.68
97	Florida Intl	84.11	27.21	34.63	4.37
98	James Madison	83.59	25.78	31.28	8.36
99	Air Force	83.38	22.13	36.66	7.31
100	Weber St	82.92	33.56	22.16	5.42
101	Kennesaw	82.45	25.31	35.65	1.77
102	Kansas	82.28	20.07	34.71	9.24
103	Colgate	81.73	26.90	24.46	9.01
104	FL Atlantic	81.16	22.78	35.21	2.34
105	Louisiana Tech	81.09	25.61	28.35	5.25
106	SMU	80.83	23.31	35.16	0.85
107	Southern Miss	80.41	22.59	29.79	6.12
108	Northern Iowa	79.55	22.66	26.08	7.60
109	ULM	79.24	25.54	28.82	0.24
110	Illinois	79.16	22.38	36.23	-3.16
111	Nicholls St	78.47	23.52	26.72	3.12
112	Coastal Car	77.71	23.33	29.33	-1.15
113	Arkansas	77.55	15.43	32.85	5.47
114	Harvard	77.45	23.13	26.06	1.74
115	Montana St	77.33	25.56	23.81	0.45
116	Illinois St	76.99	15.02	30.18	7.31
117	Jacksonville St	76.88	18.94	32.28	-0.32
118	Liberty	76.83	22.34	33.20	-5.91
119	Navy	76.42	16.94	31.57	1.90
120	Louisville	76.29	21.99	31.09	-4.66
121	Maine	76.18	23.74	21.84	1.96
122	North Carolina	76.00	14.73	34.29	1.07
123	Charlotte	75.44	17.91	25.23	4.50
124	Massachusetts	75.20	19.67	36.82	-10.04
125	Akron	75.14	16.91	26.68	3.64
126	Towson	75.03	19.35	33.61	-6.82
127	Oregon St	74.85	17.86	35.55	-7.21
128	SE Missouri St	74.67	19.43	31.44	-5.65



129	Wofford	74.40	19.79	24.12	0.51
130	Elon	74.25	20.11	23.13	0.70
131	Idaho St	74.14	21.02	32.33	-9.99
132	Indiana St	74.04	18.20	28.30	-2.46
133	Ball St	73.83	14.98	29.15	0.45
134	Rutgers	73.79	12.98	24.80	7.39
135	Delaware	73.79	18.48	22.29	2.57
136	Tulsa	73.43	11.79	27.17	5.71
137	East Carolina	73.43	15.11	28.09	0.35
138	UNLV	73.17	14.07	32.66	-3.48
139	NC A&T	73.11	18.85	20.77	1.88
140	New Mexico	72.82	12.75	31.66	-1.60
141	Colorado St	72.81	13.33	29.17	0.10
142	Stony Brook	72.42	14.95	21.85	4.28
143	Furman	72.24	18.77	23.29	-2.72
144	W Illinois	72.15	14.09	23.76	2.85
145	Yale	72.03	17.79	27.35	-5.96
146	Rhode Island	71.27	15.85	28.94	-6.87
147	San Jose St	71.00	10.00	29.42	-7.16
148	Montana	70.51	13.95	29.10	-6.42
149	Samford	70.28	10.85	30.41	-4.16
150	Georgia St	70.21	11.50	28.35	-3.15
151	Incarnate Word	69.89	15.50	29.77	-10.69
152	Columbia	69.75	18.88	19.12	-4.90
153	Penn	69.22	18.36	13.49	0.10
154	Old Dominion	69.01	9.09	31.25	-5.83
155	Bowling Green	69.00	10.83	28.36	-5.27
156	North Dakota	68.97	13.31	19.59	0.10
157	ETSU	68.78	16.24	19.62	-4.31
158	South Dakota	68.59	10.25	28.71	-5.88
159	South Alabama	68.49	12.37	26.85	-7.09
160	WKU	68.36	7.17	23.89	2.46
161	Cal Poly	67.91	14.80	24.82	-9.76
162	Villanova	67.71	9.38	23.02	-1.23
163	New Hampshire	67.15	9.01	18.86	2.03
164	Lamar	67.10	12.36	22.34	-6.04
165	Youngstown St	67.09	6.18	22.25	2.24
166	Kent	66.99	5.19	26.47	-0.91
167	C Michigan	66.85	3.63	22.12	5.17
168	Monmouth NJ	66.60	16.89	23.75	-14.76
169	UT San Antonio	66.43	8.78	20.03	-0.66
170	Abilene Chr	66.02	8.69	22.45	-3.97
171	Chattanooga	66.00	9.35	13.61	3.94



172	Cent Arkansas	65.61	8.00	22.73	-4.35
173	Citadel	65.59	7.36	24.12	-4.93
174	New Mexico St	65.48	8.45	27.95	-10.50
175	Idaho	65.18	11.87	21.66	-9.51
176	Texas St	65.07	5.33	20.23	0.35
177	Southern Univ	65.02	12.73	19.13	-8.54
178	Sam Houston St	64.91	8.49	21.90	-5.93
179	Missouri St	64.84	7.81	21.90	-5.20
180	McNeese St	64.70	10.29	14.04	-1.01
181	Northern Arizona	64.05	8.00	21.09	-6.61
182	Alcorn St	64.03	11.73	16.44	-6.98
183	Duquesne	63.83	12.36	15.65	-7.55
184	San Diego	63.77	10.48	24.54	-14.07
185	Connecticut	63.54	7.48	27.10	-13.21
186	North Alabama	63.52	13.37	13.20	-7.20
187	Cornell	63.47	8.57	18.86	-6.59
188	Holy Cross	63.46	6.90	21.50	-7.04
189	E Kentucky	63.27	9.26	16.06	-5.21
190	Tennessee St	62.45	3.81	22.40	-6.32
191	Rice	62.39	2.54	20.92	-3.30
192	Murray St	62.04	5.10	22.55	-9.23
193	Sacred Heart	62.00	7.67	16.70	-6.91
194	SE Louisiana	61.99	5.46	21.18	-8.46
195	William & Mary	61.80	7.50	10.82	-1.28
196	S Illinois	61.75	-0.86	30.60	-10.06
197	Northwestern LA	61.64	6.28	23.10	-12.36
198	Mercer	61.64	3.79	22.82	-8.76
199	Portland St	61.51	6.18	20.81	-10.26
200	Austin Peay	60.75	1.48	22.36	-7.44
201	Richmond	59.47	2.87	22.46	-12.59
202	Florida A&M	59.29	3.47	17.22	-8.61
203	S Carolina St	59.00	4.15	12.55	-5.57
204	Bethune-Cookman	58.84	5.53	17.23	-12.50
205	Charleston So	58.44	4.48	9.04	-3.89
206	UTEP	57.41	-5.54	19.93	-4.01
207	Albany NY	57.20	-1.48	19.33	-9.34
208	TN Martin	56.99	-7.12	25.15	-8.16
209	Campbell	56.23	1.97	10.33	-7.36
210	E Illinois	55.93	-5.82	27.82	-15.21
211	Drake	55.92	-0.71	10.13	-4.36
212	Prairie View	55.50	-3.77	21.30	-12.49
213	Central Conn	55.28	-2.40	19.33	-12.90
214	Alabama A&M	55.00	0.23	14.94	-12.74



215	N Colorado	54.74	-4.69	19.82	-11.69
216	Georgetown	54.63	-0.26	8.48	-6.53
217	Howard	54.33	-4.65	23.49	-16.44
218	SF Austin	52.87	-6.01	14.13	-8.94
219	Grambling	52.71	-2.15	10.56	-10.90
220	Dayton	52.20	-8.18	17.78	-11.35
221	Morgan St	52.08	-5.47	10.20	-7.68
222	Jackson St	52.00	0.47	3.35	-8.97
223	Stetson	51.39	-0.47	13.13	-19.02
224	Brown	51.39	-4.40	11.87	-12.51
225	Southern Utah	50.60	-9.66	20.22	-15.82
226	CS Sacramento	50.51	-8.47	16.82	-14.25
227	W Carolina	50.37	-10.46	25.06	-20.16
228	NC Central	49.81	-5.27	12.55	-15.98
229	Norfolk St	49.10	-8.55	9.09	-9.94
230	Lafayette	48.89	-6.55	7.35	-11.39
231	Wagner	48.77	-5.74	16.66	-22.07
232	Bryant	48.60	-4.94	19.82	-26.70
233	Gardner Webb	47.95	-6.71	11.97	-18.12
234	Lehigh	47.87	-8.07	13.16	-17.69
235	Savannah St	47.77	-10.02	9.78	-11.98
236	Marist	46.65	-10.92	7.78	-11.59
237	St Francis PA	45.82	-16.15	6.69	-5.60
238	Tennessee Tech	44.82	-13.55	14.07	-18.94
239	Fordham	43.91	-16.51	7.65	-10.84
240	Hampton	43.88	-6.93	12.62	-28.65
241	Alabama St	43.55	-8.35	5.82	-20.79
242	Delaware St	42.49	-13.77	7.72	-18.12
243	Bucknell	41.66	-18.89	7.13	-12.78
244	Houston Bap	41.53	-19.96	20.49	-25.02
245	VMI	41.23	-18.82	19.15	-25.96
246	Butler	40.72	-17.65	7.81	-17.46
247	Davidson	38.80	-21.30	20.95	-30.54
248	TX Southern	36.14	-24.16	5.00	-17.41
249	Presbyterian	35.59	-22.97	1.63	-17.02
250	Valparaiso	34.89	-27.66	11.37	-22.23
251	Ark Pine Bluff	34.41	-21.61	11.28	-31.42
252	Morehead St	33.20	-24.57	11.17	-30.41
253	Robert Morris	32.64	-28.04	12.23	-28.23
254	MS Valley St	31.24	-25.73	6.22	-28.81
255	Jacksonville	30.35	-31.40	9.07	-26.30

