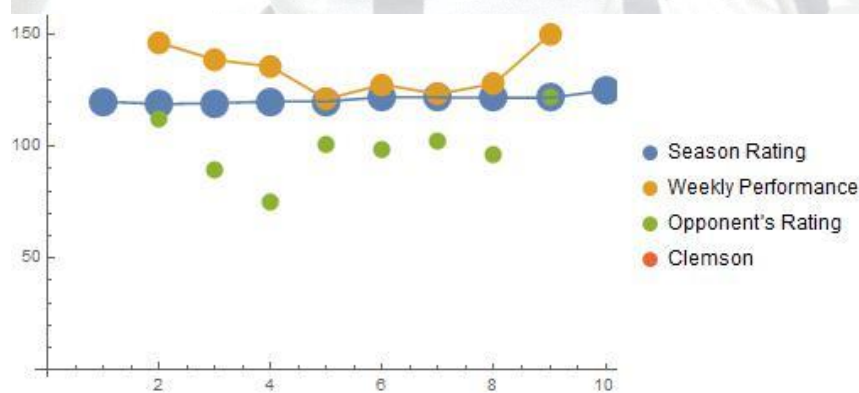


RATINGS 10-19-19

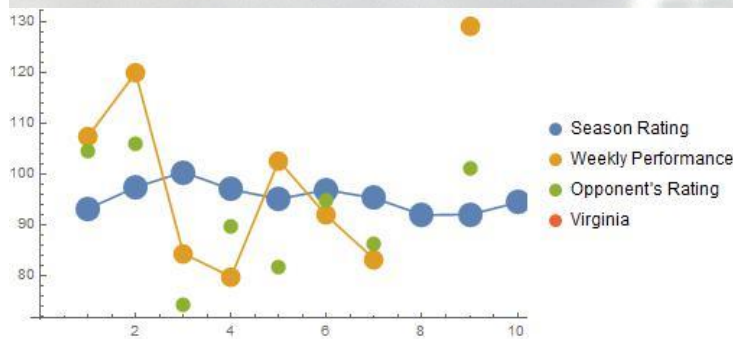
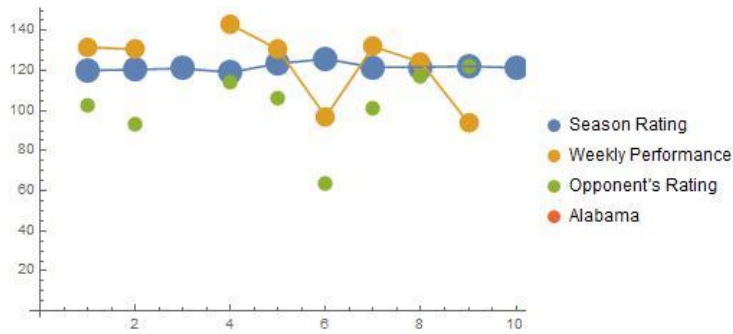
Welcome back to By the Numbers! This is a rating system that uses wins, losses, points for and against, and schedule (and nothing else) to rank college football teams. Descriptions of the system are at the website www.roanoke.edu/mcsp/minton/bynumbers.html . In spite of the numerous factors missing from the system, it does well predicting games, with about 75% winners and 54% against the spread.

Ohio State remains number one in my ratings. The television experts are all about the SEC. Paul Finebaum, in particular, seems to want all four playoff spots for the SEC. The ratings here like the Big 10 (and the SEC) and Oregon is up there. It will be interesting to see how things play out as several awesome-looking teams head toward November. This week has two huge games, with Ohio State hosting Wisconsin and LSU hosting Auburn. Georgia and Florida take the week off to prepare for their cocktail party (and playoff elimination game).

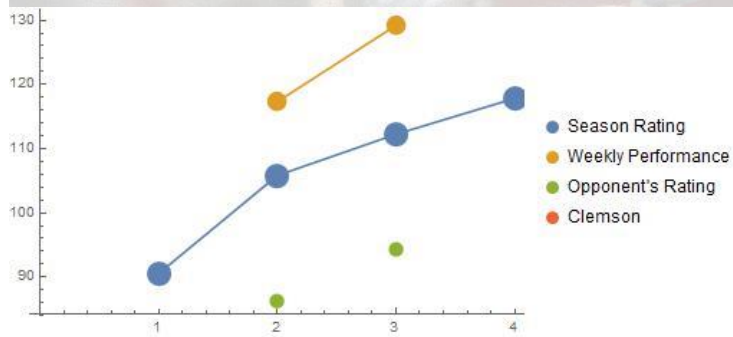
With this being the 150th anniversary of college football, there will be numerous “best teams ever” lists. As a (possibly) biased observer, I hope that last year’s Clemson team will make some lists. 15-0 with 30-point bowl wins over two previously unbeaten teams is good. My new ratings toy illustrates the point. The graph shows week-by-week ratings from last year’s Clemson team. You see their overall rating (slowly increasing) in blue and green dots showing the ratings of their opponents that week. “Week 9” is bowl week and what’s shown is the Alabama game (the Notre Dame game was very similar but is not shown). The “performance rating” in yellow is the opponents’ rating plus/minus the game result. Alabama’s rating before the bowls was 122. A 28-point win makes Clemson’s performance a 150. The Tigers’ performances are very consistent and very high.



Alabama’s graph from last year is shown for comparison. And then you can see how good UVa’s bowl performance was. I’m hoping that there are trends that will help pick bowl games. As those who have won the college bowl contest know, I need some help.



Just FYI: Clemson's graph this year.



The background this week features one of Ohio State's safeties from 50 years ago. By the way, in 1969 the Buckeyes beat Wisconsin 62-7. The other safety was Mike Sensibaugh, who holds Ohio State records for interceptions (9 in a year, 22 in his career). The background player came to Ohio State as a running back, but was moved to defense at the suggestion of one of Woody Hayes' assistants, a guy who is known as a Catholic recruiter now. The move to defense worked, as his hard hitting got him into the college and pro Halls of Fame. He gave a nice assist to Franco Harris on the Immaculate Reception. Name the player and coach.

This week's predictions:

Much closer than 1969: Ohio State 38, Wisconsin 21

Huge playoff implications: LSU 37, Auburn 31

Surprising pick in a "rivalry" game: Louisville 37, Virginia 35

Keeping pace in the Coastal: Pitt 31, Miami 17

Hey, they're unbeaten: Minnesota 42, Maryland 10

After losing in the Commonwealth: North Carolina 32, Duke 27

If anybody much cares: Notre Dame 28, Michigan 24

The Hurts So Good tour: Oklahoma 38, Kansas State 26

		Overall	Wins	Offense	Defense
1	Ohio St	128.44	67.16	61.69	27.82
2	LSU	120.23	63.97	57.58	15.67
3	Oregon	119.94	63.33	47.38	25.99
4	Penn St	119.39	61.57	50.51	23.83
5	Alabama	118.96	58.84	57.13	19.78
6	Oklahoma	118.90	59.82	57.37	18.08
7	Auburn	118.43	61.36	49.13	23.09
8	Clemson	117.83	61.77	45.36	24.81
9	Wisconsin	115.77	53.13	49.08	27.46
10	Florida	113.55	57.05	43.67	22.11
11	Notre Dame	113.17	55.35	47.06	20.02
12	Utah	112.89	54.65	41.02	26.29
13	Baylor	112.06	58.32	44.93	15.42
14	SMU	111.72	60.53	51.25	5.31
15	Cincinnati	111.45	58.88	37.91	20.17
16	Georgia	110.39	49.85	43.98	23.48
17	Iowa St	108.87	50.38	47.95	15.01
18	Minnesota	108.61	57.43	41.31	11.61
19	Texas	108.39	51.21	50.05	10.59
20	Washington	107.59	47.53	46.40	17.17
21	Navy	107.16	50.29	43.80	15.00
22	Boise St	107.02	53.60	39.16	14.90
23	USC	106.97	47.77	45.10	16.59
24	Arizona St	106.31	51.19	34.77	20.71
25	Iowa	105.95	47.71	34.24	24.98
26	Memphis	105.50	49.22	44.78	11.30
27	Michigan St	105.49	45.85	41.04	19.52
28	Wake Forest	105.35	52.89	42.93	7.87
29	Appalachian St	105.24	50.19	45.19	8.96
30	Michigan	104.78	46.68	41.47	16.20
31	UCF	103.80	44.62	50.91	7.05
32	Kansas St	102.56	44.75	37.08	17.62
33	Texas A&M	102.08	41.16	43.08	15.19

34	Oklahoma St	102.08	43.03	47.72	8.08
35	Utah St	101.91	47.09	37.10	12.83
36	Air Force	101.90	44.81	42.12	10.86
37	Missouri	101.21	39.63	40.89	17.25
38	Virginia	100.75	42.81	39.93	12.84
39	Pittsburgh	100.53	47.89	29.05	16.37
40	San Diego St	100.23	47.73	25.42	19.47
41	California	99.65	41.96	30.80	20.33
42	Louisville	98.97	44.40	43.58	2.60
43	Hawaii	98.33	45.40	42.13	1.13
44	Tulane	97.71	38.37	42.09	8.98
45	Mississippi St	97.24	38.11	38.89	11.37
46	TCU	96.77	34.23	40.70	13.55
47	South Carolina	96.77	32.98	42.22	13.68
48	Indiana	96.58	35.53	40.03	12.02
49	Florida St	96.54	39.68	38.06	8.35
50	Washington St	96.18	32.44	50.85	4.30
51	Louisiana	96.13	36.63	37.57	11.87
52	North Carolina	96.05	35.40	38.90	11.99
53	Stanford	96.03	37.05	33.60	15.03
54	Texas Tech	95.86	35.23	38.87	11.77
55	Arizona	95.79	39.72	38.10	6.37
56	Wyoming	95.70	39.16	35.08	9.92
57	Duke	95.47	37.80	38.65	7.58
58	N Dakota St	94.91	38.34	33.77	10.36
59	CS Sacramento	94.35	33.26	37.80	11.68
60	Fresno St	94.29	33.58	40.69	8.21
61	BYU	94.23	36.52	37.25	7.60
62	Nebraska	94.02	36.95	35.77	7.96
63	Temple	93.37	37.90	30.96	9.89
64	West Virginia	92.63	35.21	34.05	8.54
65	Colorado	92.61	35.43	36.62	5.64
66	Louisiana Tech	92.50	38.50	34.49	3.39
67	Oregon St	92.44	32.52	40.18	5.51
68	Kentucky	91.81	31.30	31.85	13.91
69	UCLA	91.80	31.16	39.99	5.92
70	Tulsa	91.67	32.89	33.00	10.28
71	Mississippi	90.90	27.51	37.00	11.54
72	Montana	90.69	31.20	39.38	3.71
73	WKU	90.36	36.88	22.72	11.97
74	Miami FL	90.34	27.66	34.51	12.42
75	Purdue	90.08	27.48	37.94	8.56
76	FL Atlantic	90.01	30.43	36.07	6.35
77	Georgia St	89.54	35.19	40.46	-5.57
78	Boston College	89.44	31.12	37.32	2.73

79	James Madison	89.17	30.13	35.26	5.45
80	Tennessee	89.16	27.13	31.62	13.06
81	W Michigan	88.82	28.62	36.84	5.00
82	Houston	88.73	26.26	35.97	8.81
83	Southern Miss	88.36	31.60	33.75	2.97
84	Virginia Tech	88.21	32.10	34.69	1.01
85	Illinois	87.74	26.74	38.21	3.44
86	Nevada	87.37	38.80	28.96	-4.31
87	Ball St	87.28	27.16	37.78	2.18
88	Marshall	87.08	30.03	30.96	4.67
89	Northwestern	86.88	22.45	28.22	17.00
90	South Florida	86.68	28.98	29.46	6.58
91	Syracuse	86.55	26.93	33.32	5.11
92	Maryland	86.49	21.32	39.84	5.93
93	Weber St	86.39	30.94	26.41	6.29
94	UAB	86.35	30.27	31.65	1.82
95	Miami OH	85.83	30.03	31.68	0.81
96	Arkansas St	85.63	27.85	35.54	-0.64
97	S Dakota St	85.50	26.56	32.17	4.12
98	NC State	85.09	25.97	27.81	8.26
99	C Michigan	85.03	26.51	32.99	2.21
100	E Michigan	84.71	28.33	30.51	1.45
101	North Texas	84.65	24.92	36.90	-0.54
102	Ga Southern	84.47	28.77	28.42	2.35
103	Kent	83.79	24.71	33.85	0.64
104	Toledo	83.72	25.97	28.45	4.18
105	Texas St	83.66	26.93	21.59	9.62
106	Northern Iowa	83.65	25.65	26.61	6.28
107	Kansas	82.80	19.36	34.43	4.72
108	ULM	82.77	26.31	34.70	-4.88
109	Florida Intl	82.69	24.22	29.36	3.02
110	Vanderbilt	82.34	21.32	29.37	6.01
111	Liberty	82.26	24.99	26.73	3.57
112	Cent Arkansas	81.80	30.79	24.95	-3.56
113	San Jose St	81.67	22.48	32.15	0.00
114	Army	81.47	19.75	28.01	7.29
115	Arkansas	81.12	16.80	32.69	5.66
116	Ohio	80.38	19.09	34.50	-1.04
117	Georgia Tech	80.23	20.17	28.05	3.58
118	Buffalo	79.94	19.24	27.71	4.44
119	Villanova	79.46	21.72	30.90	-3.25
120	Troy	79.16	17.25	37.18	-4.32
121	Dartmouth	78.62	19.72	23.68	4.54
122	Montana St	78.48	20.48	27.63	-0.78
123	Coastal Car	78.26	16.33	28.00	3.85

124	TN Martin	78.21	20.16	26.08	0.53
125	N Illinois	78.05	16.25	27.89	3.53
126	East Carolina	77.59	17.90	24.53	3.53
127	MTSU	76.91	15.90	28.24	0.78
128	Idaho St	76.85	15.88	29.97	-1.07
129	UC Davis	76.49	16.74	30.65	-3.78
130	Sam Houston St	75.93	16.61	20.76	4.87
131	UNLV	75.91	14.53	31.82	-3.46
132	Nicholls St	75.76	19.26	25.14	-3.45
133	Princeton	75.10	11.95	29.19	0.60
134	North Dakota	75.10	18.85	25.06	-4.48
135	Kennesaw	74.91	12.84	30.74	-2.61
136	UT San Antonio	74.87	19.30	22.14	-2.74
137	Portland St	74.36	14.23	26.94	-2.05
138	Charlotte	73.98	14.65	32.71	-9.34
139	NC A&T	73.90	16.91	22.99	-2.83
140	Towson	73.87	11.82	29.88	-2.99
141	Furman	73.77	9.75	25.40	4.00
142	Colorado St	73.36	9.58	34.46	-5.86
143	South Dakota	73.26	10.27	29.18	-1.78
144	McNeese St	73.21	16.27	22.45	-3.16
145	Rice	73.17	8.61	23.52	5.88
146	Yale	72.88	19.22	22.47	-7.94
147	Illinois St	72.81	14.55	17.58	2.99
148	New Mexico	72.47	11.69	28.20	-4.66
149	Florida A&M	72.37	25.31	17.18	-12.04
150	E Washington	72.21	8.45	35.01	-7.80
151	Elon	72.17	13.97	23.62	-3.86
152	SE Louisiana	71.98	11.15	29.55	-6.50
153	Idaho	71.97	10.70	26.55	-2.92
154	Bowling Green	71.86	15.58	20.34	-3.49
155	Incarnate Word	71.50	18.33	21.09	-8.82
156	S Illinois	71.39	10.98	22.31	-0.50
157	Youngstown St	71.00	10.00	25.12	1.12
158	New Hampshire	70.96	12.49	14.19	4.51
159	SE Missouri St	70.56	13.96	21.87	-6.12
160	Central Conn	70.40	11.64	23.48	-5.06
161	Rutgers	70.21	11.94	18.08	-0.51
162	Stony Brook	69.69	9.59	25.64	-6.24
163	Harvard	69.39	8.75	24.62	-4.85
164	SUNY Albany	69.14	5.31	27.37	-3.64
165	Abilene Chr	69.13	8.89	21.07	-2.14
166	Alcorn St	69.12	8.72	23.49	-4.37
167	Delaware	68.96	12.43	21.79	-8.01
168	Southern Univ	68.76	10.94	18.71	-3.43

169	Monmouth NJ	68.47	10.14	23.58	-7.98
170	New Mexico St	67.57	3.68	27.13	-5.14
171	Connecticut	67.41	4.85	23.03	-3.03
172	San Diego	67.10	7.35	22.98	-7.08
173	Wofford	66.99	3.93	21.50	-1.30
174	Old Dominion	66.88	4.09	18.54	1.17
175	Northern Arizona	66.15	5.55	34.45	-18.51
176	Austin Peay	65.64	4.63	23.34	-7.46
177	Cal Poly	65.47	4.37	24.28	-8.48
178	South Alabama	65.39	3.21	14.81	2.35
179	Jacksonville St	65.31	5.69	21.76	-8.11
180	UTEP	65.27	4.86	16.73	-2.08
181	Campbell	65.09	11.42	12.18	-6.72
182	Holy Cross	64.82	7.94	13.13	-3.71
183	Citadel	64.25	1.71	20.26	-3.95
184	E Kentucky	64.07	3.08	18.77	-4.73
185	S Carolina St	63.47	7.35	20.57	-13.73
186	Chattanooga	63.40	4.34	19.08	-8.40
187	Houston Bap	63.28	0.04	32.46	-16.35
188	Murray St	62.64	3.03	20.72	-10.22
189	Ark Pine Bluff	62.59	2.85	20.65	-10.03
190	Bethune-Cookman	62.56	9.62	11.70	-10.19
191	Lamar	62.44	4.90	16.46	-8.93
192	William & Mary	62.34	-2.84	22.00	-4.41
193	Columbia	61.90	-4.71	17.44	1.55
194	Richmond	61.42	1.21	14.57	-4.68
195	Tennessee Tech	60.54	2.34	27.38	-21.18
196	Prairie View	60.45	-5.45	28.55	-12.20
197	Indiana St	60.41	-2.42	13.56	-1.35
198	Georgetown	60.26	-3.14	13.40	-0.62
199	Drake	60.26	1.55	14.18	-7.64
200	Robert Morris	59.87	1.31	13.80	-7.90
201	SF Austin	59.80	-3.05	24.68	-13.15
202	Maine	59.78	-4.94	23.86	-9.85
203	Alabama St	59.69	0.02	11.11	-3.94
204	VMI	59.32	-1.81	24.26	-15.60
205	Samford	59.23	-2.85	31.14	-21.32
206	Grambling	59.00	-5.46	14.45	-1.70
207	Davidson	58.99	-0.93	20.65	-13.98
208	Duquesne	58.85	0.45	10.30	-5.82
209	Dayton	58.62	1.10	25.86	-22.80
210	N Colorado	58.12	-5.33	15.61	-5.26
211	St Francis PA	57.77	-4.18	12.63	-4.66
212	Fordham	57.64	-2.35	19.49	-14.31
213	Southern Utah	57.50	-6.25	20.72	-10.68

214	ETSU	57.46	-8.16	11.87	0.63
215	Northwestern LA	57.35	-5.77	22.22	-13.21
216	Lehigh	57.10	-1.89	6.74	-3.50
217	Missouri St	55.74	-7.05	14.59	-7.88
218	Rhode Island	55.54	-11.14	20.72	-9.04
219	Akron	54.46	-10.22	9.91	-2.17
220	Penn	53.97	-9.83	18.04	-12.06
221	Mercer	53.94	-8.60	19.28	-14.99
222	Stetson	53.79	-3.83	8.66	-11.11
223	Charleston So	52.18	-11.17	16.31	-13.00
224	Gardner Webb	52.06	-4.70	11.65	-17.26
225	Massachusetts	51.64	-6.23	20.25	-24.88
226	Wagner	50.60	-16.51	9.14	-2.68
227	Hampton	50.60	-8.32	17.23	-21.68
228	Norfolk St	49.85	-11.34	16.73	-19.04
229	Sacred Heart	48.75	-15.97	13.09	-11.96
230	Tennessee St	48.41	-16.24	16.18	-15.53
231	Bucknell	47.72	-13.11	12.08	-17.34
232	E Illinois	47.54	-19.60	8.66	-5.73
233	Cornell	47.10	-20.42	8.42	-5.49
234	Colgate	46.65	-17.12	9.44	-12.02
235	Alabama A&M	45.92	-15.84	10.99	-17.11
236	Morehead St	45.31	-12.01	9.38	-22.14
237	NC Central	45.20	-15.01	2.90	-11.93
238	Jackson St	45.09	-16.28	16.96	-24.58
239	Morgan St	44.68	-16.76	10.67	-18.67
240	North Alabama	44.31	-21.21	12.39	-15.39
241	Brown	44.26	-19.02	18.54	-24.58
242	W Illinois	42.69	-27.68	10.51	-8.92
243	Bryant	41.25	-22.57	4.45	-13.27
244	Lafayette	41.20	-30.63	11.70	-9.90
245	Marist	41.12	-19.79	6.60	-19.44
246	TX Southern	40.87	-22.56	17.83	-27.61
247	Merrimack	40.60	-26.18	12.89	-18.52
248	Butler	38.83	-22.80	8.21	-22.76
249	Jacksonville	38.09	-23.87	7.13	-22.13
250	Howard	37.67	-22.10	10.65	-29.05
251	W Carolina	37.62	-26.23	11.72	-24.74
252	MS Valley St	37.07	-28.83	4.28	-15.22
253	Valparaiso	36.73	-25.06	4.74	-21.55
254	LIU Post	33.72	-35.37	4.79	-15.37
255	Presbyterian	31.15	-32.32	1.06	-22.13
256	Delaware St	30.61	-34.73	-3.47	-15.74
257	VA-Lynchburg	20.48	-45.35	-3.98	-26.41