

## RATINGS 11-16-19

Welcome back to By the Numbers! Descriptions of the system are at the website [www.roanoke.edu/mcsp/minton/bynumbers.html](http://www.roanoke.edu/mcsp/minton/bynumbers.html) .

On Saturday, the upstarts went down, Minnesota narrowly at Iowa and Baylor barely to OU. The only chaos the playoff committee must deal with at the moment is the number 4 slot. Can Alabama get back in? Do the Pac-12 teams, Oregon and Utah, have a chance? There are a lot of games left, and few answers are likely to come this week. This is Junior Rivalry week. Not the really big games, but some good ones.

Ohio State – Michigan is not until the following weekend, but Ohio State – Penn State is a pretty good appetizer. And Michigan – Indiana could be a good game. We'll also wait a week for the Wisconsin – Minnesota game to determine the Big 10 Championship Game. Even though the playoff committee has SEC teams stacked at the top, my computer still likes Oregon and the Big 10.

Ohio State 38, Penn State 26  
Michigan 31, Indiana 21

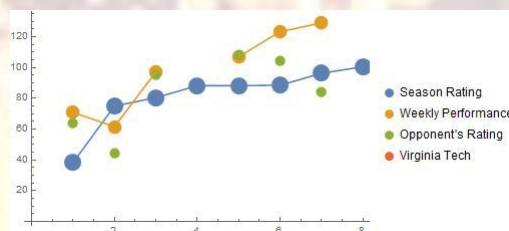
Most of the SEC is playing in the FCS division this week. I'm not sure you'll find an official Vegas line on these things, but the computer has Auburn beating Samford and Sons 59-1 and Alabama beating Western Carolina by 68 to -7! There is a classic FCS game this week.

Yale 38, Harvard 17

Virginia's not exactly going SEC with its Liberty game, but it's still an extra week to prepare for Virginia Tech. The Hokies, meanwhile, have a huge game against Pitt. Those are the three teams with 2 losses in the ACC Coastal, so the playoffs may have started early.

Virginia 42, Liberty 20  
Virginia Tech 21, Pittsburgh 20

Tech's an interesting case for rating systems. My ratings apply equal weight to the bad results at the beginning of the season and the excellent results lately. The Hokies' time series graph shows startling improvement. Can they keep it up?



There are some good games in the southwest and west. Baylor must rebound from a crushing loss to Oklahoma; playing the hated Horns at home should help. SMU, Navy, and Boise State are still in the running for the Group of Five major bowl bid. And there are a couple of real rivalry games in the Pac-12.


Baylor 37, Texas 28  
Navy 42, SMU 39  
Boise State 31, Utah State 26  
Cal 17, Stanford 16  
USC 45, UCLA 28

If you're old enough, you may remember a time when USC versus UCLA was huge, an intra-city rivalry with national importance. Fifty years ago, this was #5 versus #6. Neither team was unbeaten and untied (remember that phrase?) with both at 8-0-1. Ties played an important role in the game, since a tie would give the Rose Bowl to USC. UCLA scored first and went for two to avoid ties. They failed on that and a later two-point attempt and lost 14-12 to a late and controversial USC touchdown catch. The Trojans went on to beat Michigan in the Rose Bowl, while UCLA stayed home (by conference rule, it was Rose Bowl or nothing). USC was led by Jimmy Jones, a young black quarterback (notable in 1969). The USC backup QB achieved later fame in the NFL as QB coach for Joe Montana and Steve Young, then head coach for Brett Favre. Can you name him? The Trojan defense was driven (slowly) by defensive lineman Al Cowlings, of OJ's white Bronco fame.


Here are this week's ratings:

		Overall	Wins	Offense	Defense
1	Ohio St	132.91	72.51	62.80	26.37
2	LSU	128.38	75.48	58.54	15.35
3	Oregon	125.10	71.02	48.40	23.24
4	Clemson	125.10	67.57	51.41	24.82
5	Penn St	124.39	69.05	49.36	23.12
6	Alabama	123.03	63.81	55.93	20.15
7	Georgia	122.15	66.84	44.79	25.04
8	Utah	121.47	65.96	43.07	26.24
9	Wisconsin	121.16	62.78	47.75	25.03
10	Oklahoma	120.91	65.07	56.24	12.85
11	Florida	120.04	64.01	45.72	22.61
12	Auburn	119.27	62.08	44.09	24.88
13	Michigan	119.23	62.86	46.39	21.46
14	Notre Dame	118.53	64.54	45.30	18.55
15	Minnesota	118.01	65.95	45.14	15.51


16	Baylor	115.48	62.23	42.87	16.43
17	Iowa	115.24	58.90	37.29	25.86
18	Cincinnati	114.92	64.31	38.92	16.19
19	Memphis	113.32	60.94	46.82	8.80
20	USC	112.71	58.54	45.73	11.56
21	Washington	112.50	54.72	43.91	17.95
22	SMU	112.41	61.67	51.08	1.29
23	Iowa St	111.92	53.68	46.10	15.69
24	Boise St	111.76	60.80	40.24	11.66
25	Oklahoma St	111.21	55.36	46.73	11.04
26	Navy	111.14	56.06	44.18	12.48
27	Texas	110.14	52.88	47.07	11.36
28	Air Force	109.19	55.60	39.10	13.32
29	UCF	109.15	50.62	51.48	7.47
30	Texas A&M	108.96	50.10	43.63	15.53
31	Appalachian St	108.46	53.62	41.49	11.73
32	Kansas St	107.78	49.87	39.29	17.23
33	Virginia	105.16	49.73	39.19	10.99
34	Indiana	105.16	46.20	41.45	13.42
35	Wake Forest	105.06	51.65	40.08	7.29
36	Miami FL	104.67	47.40	36.74	15.30
37	BYU	104.60	50.78	37.16	10.20
38	Pittsburgh	104.30	51.11	30.40	15.78
39	Michigan St	104.22	44.74	38.11	16.36
40	Louisville	103.96	50.29	42.41	4.01
41	Louisiana	103.61	45.81	39.69	11.84
42	TCU	103.42	43.53	41.07	13.00
43	San Diego St	103.27	53.13	22.49	18.43
44	Utah St	103.13	51.07	35.10	8.20
45	Tennessee	102.78	45.19	34.78	15.49
46	Arizona St	102.72	45.00	35.19	15.19
47	California	102.55	46.21	29.85	18.48
48	Mississippi St	102.43	43.65	41.04	10.40
49	Washington St	101.84	39.86	50.71	4.33
50	Missouri	101.55	41.07	36.48	16.21
51	Oregon St	101.41	44.68	41.58	5.94
52	Illinois	101.32	44.53	39.20	8.29
53	Florida St	101.13	45.13	37.22	9.00
54	Temple	101.05	48.75	30.01	11.17
55	Tulane	100.76	42.24	42.52	6.64
56	Hawaii	100.67	48.34	40.11	0.70
57	Virginia Tech	100.53	44.46	37.19	8.42
58	Kentucky	100.20	41.23	32.92	16.19




59	N Dakota St	99.90	43.38	37.06	8.41
60	North Carolina	99.76	40.27	39.60	9.68
61	UCLA	99.67	43.69	38.96	5.52
62	FL Atlantic	99.06	41.25	37.88	8.33
63	Wyoming	99.01	43.30	33.06	10.30
64	Montana	98.59	43.56	36.61	5.37
65	South Carolina	98.34	36.93	37.34	12.84
66	Stanford	98.07	40.55	31.72	12.96
67	W Michigan	97.97	41.47	37.74	5.48
68	Mississippi	97.88	36.15	37.87	12.19
69	Texas Tech	97.84	36.26	40.04	9.78
70	James Madison	97.61	39.57	37.92	6.93
71	Marshall	97.37	43.31	30.83	8.42
72	Miami OH	97.34	44.78	31.40	5.82
73	Purdue	97.28	38.88	36.02	8.93
74	West Virginia	97.19	40.07	33.27	9.86
75	Tulsa	97.14	39.05	34.22	10.13
76	Nebraska	97.03	37.20	38.37	8.16
77	Boston College	96.94	39.34	40.94	2.53
78	Ga Southern	96.88	42.95	31.88	6.62
79	Colorado	96.50	39.67	34.16	7.76
80	Southern Miss	96.26	40.69	32.82	7.16
81	Arkansas St	96.06	42.79	36.45	0.22
82	Louisiana Tech	95.92	41.49	34.59	3.47
83	Arizona	95.57	38.70	38.15	2.74
84	CS Sacramento	95.04	37.58	32.73	8.35
85	Fresno St	94.98	36.82	38.26	3.66
86	Weber St	93.83	40.81	28.73	5.01
87	South Florida	93.69	36.84	29.98	8.70
88	Georgia St	93.60	39.77	39.52	-4.98
89	Duke	93.50	34.99	33.96	6.71
90	Nevada	93.45	46.31	25.47	-0.03
91	WKU	92.97	36.30	28.12	9.48
92	C Michigan	92.80	37.19	34.69	1.30
93	Maryland	92.48	32.71	37.78	3.39
94	Syracuse	91.98	32.60	33.78	6.30
95	Houston	91.79	30.58	33.88	8.39
96	Buffalo	90.78	32.23	30.85	6.69
97	Toledo	90.72	35.65	31.25	1.60
98	Kansas	89.96	29.47	33.70	5.49
99	S Dakota St	89.73	31.32	31.43	4.72
100	San Jose St	88.88	31.30	36.42	-2.39
101	NC State	88.72	30.62	27.85	6.69




102	ULM	88.05	32.51	35.60	-5.24
103	Ohio	87.92	27.39	34.59	2.27
104	Troy	87.74	27.46	40.75	-4.45
105	Northwestern	87.41	23.97	25.49	14.64
106	Army	87.30	24.29	28.81	10.63
107	UAB	87.13	30.32	27.65	3.33
108	Ball St	87.12	25.12	36.33	1.56
109	Liberty	87.02	29.41	30.60	1.32
110	Kent	87.00	29.04	32.00	0.34
111	E Michigan	86.71	30.11	31.05	-0.85
112	Montana St	86.21	29.09	26.71	3.58
113	Northern Iowa	85.70	30.00	22.72	5.10
114	Cent Arkansas	85.58	34.01	23.34	-1.17
115	Colorado St	85.48	26.57	34.28	-2.44
116	N Illinois	85.30	26.46	28.94	2.60
117	Vanderbilt	85.28	26.59	28.09	3.24
118	Yale	85.23	30.94	30.45	-5.06
119	Towson	85.13	27.30	28.42	1.59
120	Dartmouth	84.97	27.02	24.88	5.09
121	SE Louisiana	84.91	26.50	31.21	-0.68
122	Coastal Car	84.67	25.19	28.17	3.51
123	Georgia Tech	84.45	25.20	27.00	4.10
124	North Texas	84.16	24.32	35.35	-3.80
125	Arkansas	84.01	22.27	32.33	1.58
126	East Carolina	83.74	23.93	31.06	-0.04
127	Rutgers	83.52	27.16	24.50	1.67
128	Charlotte	83.39	26.31	32.03	-5.06
129	E Washington	82.47	22.44	35.75	-5.93
130	Texas St	82.11	25.93	21.04	3.25
131	Illinois St	82.06	26.94	17.87	4.94
132	Villanova	82.01	24.29	31.25	-5.04
133	Florida Intl	81.96	23.53	25.78	1.33
134	MTSU	81.76	19.86	30.47	1.03
135	SE Missouri St	81.63	28.09	23.27	-3.06
136	Monmouth NJ	81.53	27.15	27.21	-6.01
137	S Illinois	81.36	23.96	25.79	-0.76
138	Wofford	80.94	21.73	26.52	0.42
139	UC Davis	80.91	21.86	30.04	-3.34
140	Austin Peay	80.81	23.13	28.49	-3.72
141	TN Martin	80.72	24.03	22.55	0.78
142	North Dakota	80.69	25.89	25.46	-4.69
143	Furman	80.42	19.24	25.38	3.60
144	Nicholls St	80.09	24.78	25.04	-4.28



145	SUNY Albany	79.53	21.35	27.16	-3.23
146	Kennesaw	79.07	21.03	28.69	-5.47
147	UNLV	78.92	18.81	26.81	-1.02
148	Maine	78.07	19.79	28.02	-5.65
149	New Mexico	77.99	19.93	25.39	-3.41
150	Rice	77.95	14.74	23.07	5.73
151	Princeton	77.82	19.92	23.93	-2.38
152	McNeese St	77.79	21.99	21.46	-2.73
153	UT San Antonio	77.47	20.65	23.16	-3.45
154	Florida A&M	77.45	28.83	19.28	-10.53
155	Central Conn	76.70	20.68	24.10	-6.36
156	San Diego	76.16	17.77	27.59	-7.30
157	Bowling Green	76.15	21.68	19.30	-4.25
158	Sam Houston St	76.11	16.06	20.26	2.17
159	Idaho	75.98	16.94	22.76	-1.82
160	NC A&T	75.44	18.28	22.23	-4.42
161	Connecticut	75.16	17.81	23.28	-5.55
162	New Hampshire	74.39	15.86	15.86	2.53
163	Elon	73.82	12.98	23.11	-2.31
164	South Dakota	73.77	12.02	29.33	-7.35
165	South Alabama	73.62	11.07	19.68	3.19
166	Alcorn St	73.50	15.12	21.08	-3.92
167	Jacksonville St	72.78	15.00	20.40	-4.88
168	Chattanooga	72.71	14.59	22.85	-6.98
169	S Carolina St	72.68	17.10	20.57	-8.09
170	Richmond	72.61	14.42	18.18	-2.29
171	Portland St	72.61	11.52	23.48	-3.74
172	William & Mary	72.60	10.94	23.53	-3.06
173	New Mexico St	72.59	12.63	24.17	-5.96
174	Delaware	72.43	13.89	20.09	-3.96
175	Citadel	71.15	10.87	23.53	-6.57
176	Holy Cross	71.08	13.60	17.07	-3.92
177	Youngstown St	71.00	10.00	25.12	-3.79
178	E Kentucky	70.96	10.65	20.29	-3.51
179	Old Dominion	70.74	7.42	18.70	1.83
180	Stony Brook	70.66	11.03	20.60	-5.08
181	Northern Arizona	70.41	9.55	32.77	-15.90
182	Abilene Chr	70.37	10.35	20.20	-4.51
183	Grambling	70.20	9.20	18.38	-1.56
184	Cal Poly	70.07	8.29	23.75	-6.04
185	Idaho St	69.81	9.62	23.36	-8.08
186	Northwestern LA	69.71	11.57	24.70	-12.27
187	Tennessee Tech	69.24	13.78	23.82	-15.52



188	Southern Univ	68.97	11.27	17.99	-7.03
189	Penn	68.13	10.80	20.38	-10.89
190	Indiana St	67.93	7.09	13.09	0.85
191	Harvard	67.67	3.35	19.04	-0.76
192	UTEP	66.49	5.37	17.95	-5.30
193	Incarnate Word	66.21	7.04	20.62	-10.93
194	Southern Utah	66.05	5.81	22.29	-11.35
195	Sacred Heart	65.92	8.40	16.55	-9.39
196	Dayton	65.26	9.14	27.81	-23.26
197	Robert Morris	65.10	8.77	14.92	-10.29
198	Samford	64.91	3.70	26.29	-15.36
199	Houston Bap	64.55	3.77	27.10	-17.19
200	Campbell	64.18	7.33	16.17	-11.93
201	N Colorado	63.97	3.25	16.94	-7.77
202	Murray St	63.88	4.00	14.26	-6.32
203	SF Austin	63.53	3.08	20.36	-12.06
204	Prairie View	63.25	-1.06	25.51	-12.40
205	Alabama St	63.02	3.97	12.74	-6.91
206	Bethune-Cookman	62.15	6.64	11.56	-11.46
207	Columbia	62.07	0.63	14.11	-6.20
208	Duquesne	61.59	3.83	11.87	-9.44
209	St Francis PA	61.17	-1.26	16.25	-8.07
210	Lamar	61.16	2.00	14.14	-10.33
211	Missouri St	61.08	-0.68	13.30	-6.11
212	Charleston So	61.07	3.46	12.77	-11.13
213	Davidson	61.02	1.69	16.51	-12.64
214	Drake	60.80	4.12	10.55	-10.45
215	ETSU	60.65	-4.55	12.80	-1.53
216	Cornell	60.50	-2.68	10.99	-2.59
217	Colgate	60.47	1.06	10.64	-7.30
218	Norfolk St	60.39	0.70	19.39	-15.78
219	VMI	60.30	-0.46	23.58	-18.64
220	Rhode Island	60.01	-5.43	21.49	-10.65
221	Mercer	59.85	-2.46	20.14	-13.65
222	Bucknell	58.90	1.15	13.17	-13.89
223	Akron	58.82	-2.18	9.28	-5.74
224	Ark Pine Bluff	58.55	-4.97	16.07	-9.50
225	Lehigh	58.49	-1.91	6.70	-4.35
226	Georgetown	58.02	-5.66	11.43	-5.26
227	North Alabama	57.88	-1.77	15.24	-14.62
228	Lafayette	57.39	-4.22	11.11	-8.43
229	Alabama A&M	57.23	-2.60	19.47	-19.35
230	Fordham	56.88	-5.17	19.17	-16.50



231	Massachusetts	56.12	-0.82	21.13	-26.15
232	W Illinois	56.06	-7.24	16.75	-13.36
233	E Illinois	55.71	-8.29	12.13	-8.22
234	Jackson St	55.08	-6.06	18.62	-19.26
235	Hampton	54.16	-6.01	14.47	-17.50
236	Brown	53.77	-10.09	24.77	-23.30
237	Morgan St	53.44	-5.01	9.91	-16.07
238	Tennessee St	53.38	-11.55	18.71	-16.29
239	Gardner Webb	53.00	-7.92	14.81	-18.17
240	NC Central	52.26	-6.61	3.47	-10.43
241	W Carolina	52.15	-9.46	12.38	-15.82
242	Wagner	51.61	-12.44	7.75	-8.58
243	Bryant	49.86	-11.99	5.86	-11.65
244	Morehead St	48.33	-9.19	10.37	-23.71
245	Stetson	47.93	-9.90	2.85	-16.26
246	Marist	47.25	-11.47	9.22	-22.22
247	Merrimack	45.99	-17.34	8.93	-17.26
248	LIU Post	43.16	-22.04	2.55	-11.67
249	Jacksonville	42.38	-19.42	8.08	-22.67
250	Valparaiso	41.98	-20.20	2.89	-17.43
251	Butler	41.84	-16.79	4.07	-23.50
252	Delaware St	41.83	-20.03	2.78	-17.91
253	MS Valley St	41.65	-22.51	2.25	-14.53
254	TX Southern	40.56	-23.90	14.44	-27.58
255	Howard	40.50	-16.82	7.43	-30.17
256	Presbyterian	39.35	-23.21	0.83	-17.93
257	VA-Lynchburg	24.52	-35.57	-2.06	-35.63

