

Welcome to the first issue of By the Numbers. Those of you who know that I'm a Clemson fan are probably not surprised that I felt it important to get an issue out this week. In preparing for this season, I found a couple of neat little traditions that started in 1961, so my "watermark" backgrounds are mostly going to feature 50th-anniversary images. I will start that in later weeks, but for now Dabo's Saturday night Gatorade shower looks good.

As a brief refresher, the ratings are tied strictly to each team's schedule and results. In the most basic form of the system, the fact that Alabama has won its games by an average of 30 points per game means that its rating will be 30 points higher than their opponents' average rating. There is also a bonus for winning games, but that is it. Among the factors that are *not* included are where the games were played and when the games were played. It is an objective, and surprisingly accurate, look at schedules and results ... by the numbers.

For being only five games into the season, the ratings don't look bad. But, at this point of the year they make about as much sense as the Big 10 having 12 teams and the Big 12 having 10 teams. I'm not recommending you put any money on Michigan for the Rose Bowl.

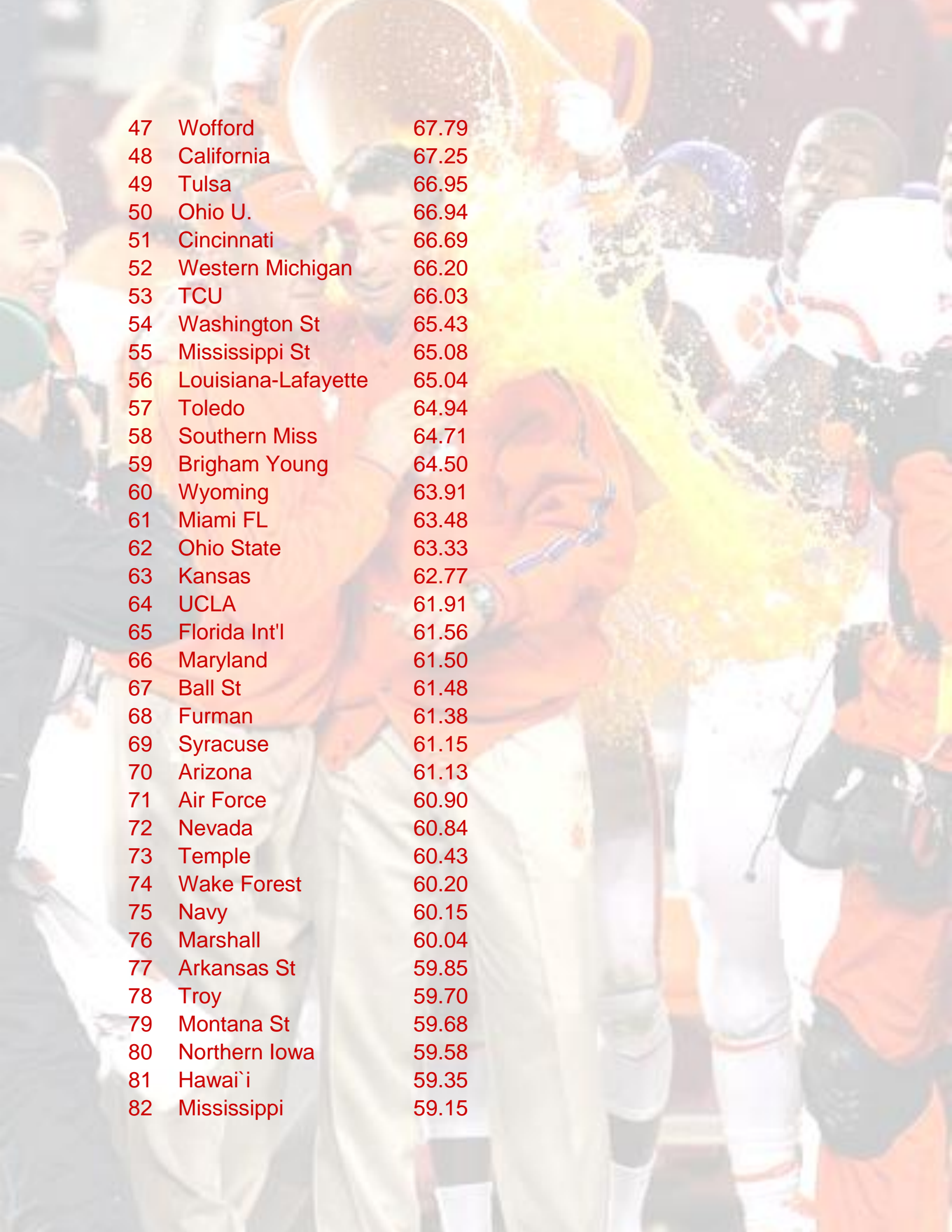
Now, for some predictions for next week. There aren't very many big matchups next week. The Texas-OU game is always great; will this be the last time it's a Big 12 conference game? Nebraska is at home looking for its first Big 10 win. LSU and Florida both have quarterback issues; we'd all rather have LSU's two quarterbacks than Florida's zero, though. The Hokies badly need an O and a W against Miami. Adding 4 points for home field, the ratings predict:

Oklahoma over Texas by 6
Nebraska over Ohio State by 18
LSU over Florida by 15
Virginia Tech over Miami by 18


| | | |
|----|-------------|-------|
| 1 | Alabama | 89.74 |
| 2 | Oklahoma | 89.10 |
| 3 | Boise St | 87.49 |
| 4 | Clemson | 87.44 |
| 5 | LSU | 87.32 |
| 6 | Oklahoma St | 86.75 |
| 7 | Michigan | 85.65 |
| 8 | Stanford | 84.32 |
| 9 | Wisconsin | 83.84 |
| 10 | Texas | 83.17 |



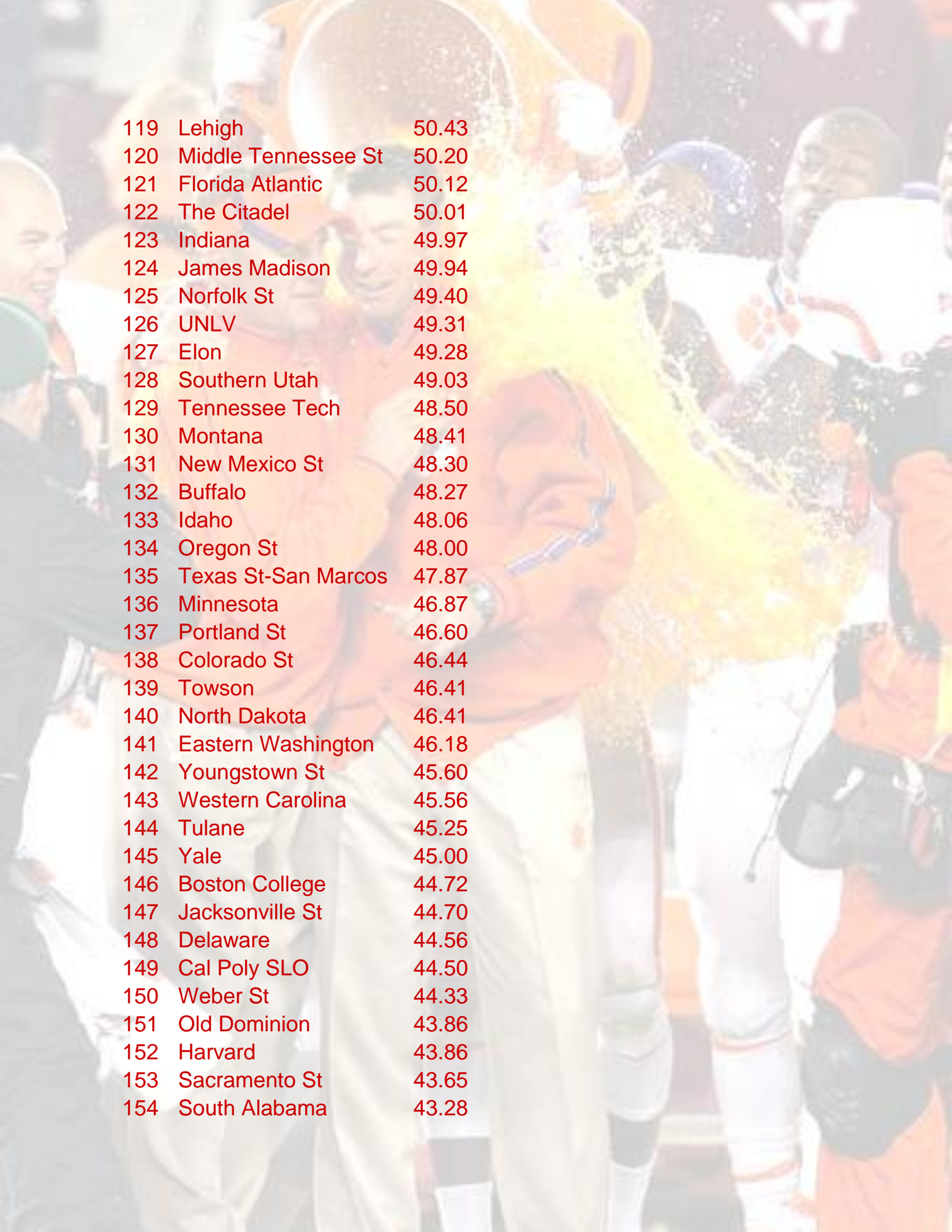
| | | |
|----|------------------|-------|
| 11 | Georgia Tech | 79.98 |
| 12 | South Carolina | 78.78 |
| 13 | Oregon | 78.46 |
| 14 | Georgia | 77.64 |
| 15 | Virginia Tech | 77.45 |
| 16 | West Virginia | 77.26 |
| 17 | Notre Dame | 77.26 |
| 18 | Nebraska | 76.96 |
| 19 | Illinois | 76.45 |
| 20 | Florida | 76.38 |
| 21 | Auburn | 75.69 |
| 22 | Texas A&M | 75.07 |
| 23 | North Carolina | 74.67 |
| 24 | Texas Tech | 74.27 |
| 25 | Arizona St | 74.22 |
| 26 | Kansas St | 74.03 |
| 27 | Arkansas | 73.73 |
| 28 | Washington | 73.13 |
| 29 | South Florida | 73.08 |
| 30 | Penn State | 73.05 |
| 31 | Tennessee | 72.84 |
| 32 | Michigan St | 71.77 |
| 33 | Southern Cal | 71.45 |
| 34 | Iowa St | 71.40 |
| 35 | San Diego St | 71.34 |
| 36 | Georgia Southern | 71.32 |
| 37 | Baylor | 71.01 |
| 38 | Utah | 70.69 |
| 39 | Pittsburgh | 70.48 |
| 40 | Vanderbilt | 70.45 |
| 41 | Iowa | 69.88 |
| 42 | Rutgers | 69.53 |
| 43 | SMU | 68.93 |
| 44 | Houston | 68.49 |
| 45 | Florida St | 68.19 |
| 46 | Missouri | 68.18 |



| | | |
|----|---------------------|-------|
| 47 | Wofford | 67.79 |
| 48 | California | 67.25 |
| 49 | Tulsa | 66.95 |
| 50 | Ohio U. | 66.94 |
| 51 | Cincinnati | 66.69 |
| 52 | Western Michigan | 66.20 |
| 53 | TCU | 66.03 |
| 54 | Washington St | 65.43 |
| 55 | Mississippi St | 65.08 |
| 56 | Louisiana-Lafayette | 65.04 |
| 57 | Toledo | 64.94 |
| 58 | Southern Miss | 64.71 |
| 59 | Brigham Young | 64.50 |
| 60 | Wyoming | 63.91 |
| 61 | Miami FL | 63.48 |
| 62 | Ohio State | 63.33 |
| 63 | Kansas | 62.77 |
| 64 | UCLA | 61.91 |
| 65 | Florida Int'l | 61.56 |
| 66 | Maryland | 61.50 |
| 67 | Ball St | 61.48 |
| 68 | Furman | 61.38 |
| 69 | Syracuse | 61.15 |
| 70 | Arizona | 61.13 |
| 71 | Air Force | 60.90 |
| 72 | Nevada | 60.84 |
| 73 | Temple | 60.43 |
| 74 | Wake Forest | 60.20 |
| 75 | Navy | 60.15 |
| 76 | Marshall | 60.04 |
| 77 | Arkansas St | 59.85 |
| 78 | Troy | 59.70 |
| 79 | Montana St | 59.68 |
| 80 | Northern Iowa | 59.58 |
| 81 | Hawai'i | 59.35 |
| 82 | Mississippi | 59.15 |



| | | |
|-----|-------------------|-------|
| 83 | Virginia | 58.69 |
| 84 | East Carolina | 57.98 |
| 85 | Coastal Carolina | 57.69 |
| 86 | Duke | 57.48 |
| 87 | Purdue | 56.54 |
| 88 | Bowling Green | 56.47 |
| 89 | Central Florida | 56.46 |
| 90 | Fresno St | 56.45 |
| 91 | Northern Illinois | 55.96 |
| 92 | Rice | 55.66 |
| 93 | Sam Houston St | 55.58 |
| 94 | North Carolina St | 55.10 |
| 95 | Connecticut | 54.98 |
| 96 | Kentucky | 54.97 |
| 97 | Utah St | 54.64 |
| 98 | Army | 54.60 |
| 99 | Appalachian St | 54.33 |
| 100 | Indiana St | 54.10 |
| 101 | San José St | 53.96 |
| 102 | Samford | 53.91 |
| 103 | Maine | 53.91 |
| 104 | New Hampshire | 53.88 |
| 105 | Kent St | 53.81 |
| 106 | Northwestern | 53.74 |
| 107 | McNeese St | 53.67 |
| 108 | UTEP | 53.35 |
| 109 | Louisville | 53.05 |
| 110 | North Dakota St | 52.79 |
| 111 | Eastern Michigan | 52.59 |
| 112 | South Dakota | 52.58 |
| 113 | North Texas | 51.74 |
| 114 | Central Michigan | 50.92 |
| 115 | Colorado | 50.76 |
| 116 | Chattanooga | 50.69 |
| 117 | Louisiana Tech | 50.56 |
| 118 | Northwestern St | 50.43 |

A background image showing a crowd of people celebrating. In the center, a person is wearing a large, bright yellow and orange streamer. Confetti is falling around them. Other people in the crowd are smiling and looking towards the center. The overall atmosphere is festive and celebratory.

| | | |
|-----|---------------------|-------|
| 119 | Lehigh | 50.43 |
| 120 | Middle Tennessee St | 50.20 |
| 121 | Florida Atlantic | 50.12 |
| 122 | The Citadel | 50.01 |
| 123 | Indiana | 49.97 |
| 124 | James Madison | 49.94 |
| 125 | Norfolk St | 49.40 |
| 126 | UNLV | 49.31 |
| 127 | Elon | 49.28 |
| 128 | Southern Utah | 49.03 |
| 129 | Tennessee Tech | 48.50 |
| 130 | Montana | 48.41 |
| 131 | New Mexico St | 48.30 |
| 132 | Buffalo | 48.27 |
| 133 | Idaho | 48.06 |
| 134 | Oregon St | 48.00 |
| 135 | Texas St-San Marcos | 47.87 |
| 136 | Minnesota | 46.87 |
| 137 | Portland St | 46.60 |
| 138 | Colorado St | 46.44 |
| 139 | Towson | 46.41 |
| 140 | North Dakota | 46.41 |
| 141 | Eastern Washington | 46.18 |
| 142 | Youngstown St | 45.60 |
| 143 | Western Carolina | 45.56 |
| 144 | Tulane | 45.25 |
| 145 | Yale | 45.00 |
| 146 | Boston College | 44.72 |
| 147 | Jacksonville St | 44.70 |
| 148 | Delaware | 44.56 |
| 149 | Cal Poly SLO | 44.50 |
| 150 | Weber St | 44.33 |
| 151 | Old Dominion | 43.86 |
| 152 | Harvard | 43.86 |
| 153 | Sacramento St | 43.65 |
| 154 | South Alabama | 43.28 |



| | | |
|-----|--------------------|-------|
| 155 | Louisiana-Monroe | 42.73 |
| 156 | Southern Illinois | 42.70 |
| 157 | Western Illinois | 42.46 |
| 158 | Holy Cross | 42.21 |
| 159 | Richmond | 41.95 |
| 160 | Eastern Kentucky | 41.84 |
| 161 | Cornell NY | 41.83 |
| 162 | Bucknell | 41.83 |
| 163 | Miami OH | 41.75 |
| 164 | South Carolina St | 41.70 |
| 165 | UC-Davis | 41.39 |
| 166 | Northern Arizona | 41.07 |
| 167 | Bethune-Cookman | 40.28 |
| 168 | Tennessee-Martin | 40.27 |
| 169 | Presbyterian | 40.27 |
| 170 | Central Arkansas | 39.57 |
| 171 | Brown | 39.55 |
| 172 | Alabama-Birmingham | 39.43 |
| 173 | Memphis | 39.39 |
| 174 | Liberty | 38.54 |
| 175 | New Mexico | 38.38 |
| 176 | Western Kentucky | 38.37 |
| 177 | Massachusetts | 37.71 |
| 178 | Duquesne | 37.43 |
| 179 | Drake | 37.33 |
| 180 | Missouri St | 36.54 |
| 181 | South Dakota St | 36.27 |
| 182 | Lamar | 36.15 |
| 183 | North Carolina A&T | 36.06 |
| 184 | Austin Peay | 35.69 |
| 185 | Gardner-Webb | 35.41 |
| 186 | Akron | 35.29 |
| 187 | Stephen F. Austin | 34.71 |
| 188 | Jacksonville FL | 34.68 |
| 189 | Nicholls St | 34.58 |
| 190 | William & Mary | 34.46 |

A background image showing a crowd of people celebrating. In the center, a person is wearing a large, bright yellow and orange streamer. Confetti is falling around them. Other people in the crowd are smiling and looking towards the center. The overall atmosphere is festive and celebratory.

| | | |
|-----|---------------------|-------|
| 191 | Illinois St | 34.46 |
| 192 | Hampton | 34.18 |
| 193 | Idaho St | 33.89 |
| 194 | SE Louisiana St | 33.81 |
| 195 | Bryant | 33.79 |
| 196 | Butler | 33.21 |
| 197 | Stony Brook | 33.15 |
| 198 | Texas-San Antonio | 32.71 |
| 199 | Alabama St | 32.60 |
| 200 | Murray St | 32.43 |
| 201 | Florida A&M | 32.01 |
| 202 | Eastern Illinois | 32.01 |
| 203 | Jackson St | 31.95 |
| 204 | Georgetown DC | 30.73 |
| 205 | Rhode Island | 30.45 |
| 206 | SE Missouri St | 30.23 |
| 207 | Monmouth NJ | 29.05 |
| 208 | Dayton | 29.00 |
| 209 | Howard | 27.95 |
| 210 | Georgia St | 27.68 |
| 211 | Morgan St | 27.35 |
| 212 | Albany NY | 27.22 |
| | North Carolina | |
| 213 | Central | 26.96 |
| 214 | San Diego | 25.11 |
| 215 | Charleston Southern | 25.08 |
| 216 | Villanova | 24.58 |
| 217 | Princeton | 24.47 |
| 218 | Tennessee St | 24.45 |
| 219 | Colgate | 24.19 |
| 220 | Lafayette | 23.02 |
| 221 | Central Conn St | 21.71 |
| 222 | Sacred Heart | 21.57 |
| 223 | Robert Morris PA | 21.49 |
| 224 | Northern Colorado | 21.27 |
| 225 | Wagner | 20.66 |

A background image showing a crowd of people celebrating. In the center, a person is wearing a large, bright yellow and orange streamer. To the right, another person is wearing a large, fluffy yellow and orange pom-pom. The scene is filled with confetti and streamers, suggesting a festive or celebratory event.

| | | |
|-----|-----------------------|-------|
| 226 | Alabama A&M | 20.59 |
| 227 | Arkansas-Pine Bluff | 20.51 |
| 228 | Marist | 20.28 |
| 229 | Savannah St | 18.86 |
| 230 | Southern U. | 18.46 |
| 231 | Fordham | 17.80 |
| 232 | Dartmouth | 17.31 |
| 233 | Prairie View A&M | 16.16 |
| 234 | Campbell | 15.95 |
| 235 | St Francis PA | 14.02 |
| 236 | VMI | 13.40 |
| 237 | Pennsylvania | 13.37 |
| 238 | Delaware St | 13.12 |
| 239 | Grambling St | 12.81 |
| 240 | Morehead St | 12.02 |
| 241 | Texas Southern | 9.10 |
| 242 | Alcorn St | 7.58 |
| 243 | Columbia | 6.76 |
| 244 | Valparaiso | 3.28 |
| 245 | Davidson | 2.72 |
| 246 | Mississippi Valley St | 0.49 |