

## RATINGS 11-8-14

Welcome back to By the Numbers! This is a rating system that uses only wins, losses, points for, points against and schedule to rank college football teams. A more thorough description of the system can be found at [www.roanoke.edu/mcsp/minton/bynumbers.html](http://www.roanoke.edu/mcsp/minton/bynumbers.html).

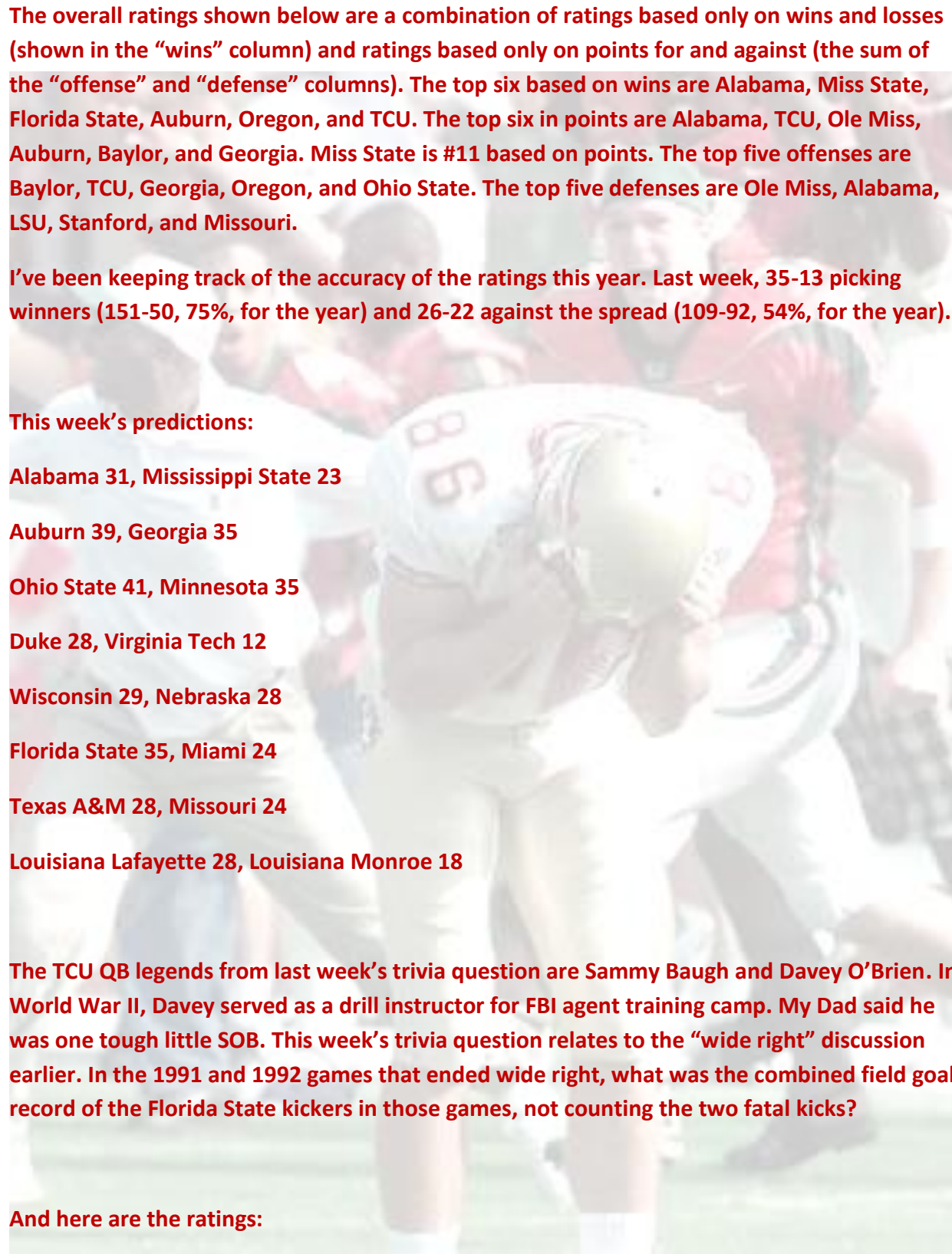
“Elimination Saturday” turned into “Upset Saturday” with Texas A&M (riding a 3-game losing streak and starting a freshman QB) knocking off Auburn, Texas beating West Virginia and Baylor embarrassing Oklahoma. In the elimination games, Ohio State took out Michigan State (and eliminated the Big 10’s chance of having a playoff team), Alabama got by LSU (taking over #1 in my rankings), TCU beat Kansas State (jumping into the top four of my rankings and possibly the official top four), and Arizona State knocked out Notre Dame. The Sun Devils are still not getting much love from my rankings, but if they win out I bet they make the playoffs.

To me, the interesting question that the playoff selection committee will eventually have to confront is whether a two-loss SEC team belongs. It’s not unlikely that all SEC teams will have at least two losses. The first step in that process is Alabama beating Mississippi State in one of this Saturday’s marquee games. If that happens, Auburn and Ole Miss are back in the picture for the SEC West title, and therefore the SEC title and a playoff berth. I would think that a two-loss SEC champ would make the top four, but would a two-loss SEC runner-up?

The four-way tie option in the SEC West depends on Auburn beating Georgia between the hedges (as an old Clemson fan, I don’t recall “logic” and “Georgia” being in the same sentence, but what is the logic of ringing a football field with bushes?). The Dawgs get back one-time Heisman leader Todd Gurley to pair with freshman sensation Nick Chubb. Auburn’s defense struggled with Texas A&M. Can they handle the Gurley Chubb offense?

Assuming that Ohio State beats an improved Minnesota, the Wisconsin-Nebraska game should decide the Buckeyes’ opponent in the Big 10 championship game. Baylor, TCU, and Kansas State are tied in the Big 12 (the league that is not big enough to have divisions, so they have adopted the motto “One True Champion” - right), and the Pac-12 South rivals the SEC West for strength, with Arizona State a game ahead of UCLA, USC, and Arizona.

And the ACC has a big game this week! Miami may be good enough to give Florida State a game. My ratings label that as wishful thinking, but rivalry games can have surprises. A major weapon for FSU is kicker Roberto Aguayo, who is 16-for-17 on field goals this year, which *lowers* his career field goal percentage. In 1991 and 1992, both teams were ranked in the top 3 and the game came down to a field goal on (essentially) the last play of the game, missed both times by (different) Florida State kickers wide right. In 1991, Miami won 17-16 and in 1992 they won 19-16. In 2000, Miami won 27-24 with another late FSU kick going wide right, and in 2002 Miami won 28-27 with a late FSU kick going wide left. Ouch.



The overall ratings shown below are a combination of ratings based only on wins and losses (shown in the “wins” column) and ratings based only on points for and against (the sum of the “offense” and “defense” columns). The top six based on wins are Alabama, Miss State, Florida State, Auburn, Oregon, and TCU. The top six in points are Alabama, TCU, Ole Miss, Auburn, Baylor, and Georgia. Miss State is #11 based on points. The top five offenses are Baylor, TCU, Georgia, Oregon, and Ohio State. The top five defenses are Ole Miss, Alabama, LSU, Stanford, and Missouri.

I’ve been keeping track of the accuracy of the ratings this year. Last week, 35-13 picking winners (151-50, 75%, for the year) and 26-22 against the spread (109-92, 54%, for the year).

This week’s predictions:

Alabama 31, Mississippi State 23

Auburn 39, Georgia 35

Ohio State 41, Minnesota 35

Duke 28, Virginia Tech 12

Wisconsin 29, Nebraska 28

Florida State 35, Miami 24

Texas A&M 28, Missouri 24

Louisiana Lafayette 28, Louisiana Monroe 18


The TCU QB legends from last week’s trivia question are Sammy Baugh and Davey O’Brien. In World War II, Davey served as a drill instructor for FBI agent training camp. My Dad said he was one tough little SOB. This week’s trivia question relates to the “wide right” discussion earlier. In the 1991 and 1992 games that ended wide right, what was the combined field goal record of the Florida State kickers in those games, not counting the two fatal kicks?

And here are the ratings:


		Overall	Wins	Offense	Defense
1	Alabama	120.21	64.03	49.05	26.54
2	Auburn	117.99	62.21	53.84	19.25
3	TCU	117.20	60.56	56.30	17.56
4	Mississippi	116.88	60.43	46.32	26.97
5	Mississippi St	116.46	63.79	49.29	17.35
6	Oregon	115.42	61.57	54.40	13.31
7	Florida St	112.52	62.45	47.47	11.56
8	Baylor	110.74	52.57	56.39	14.65
9	UCLA	110.49	59.88	45.76	12.48
10	LSU	110.24	53.41	44.05	24.35
11	Ohio State	110.04	53.81	54.19	13.03
12	Georgia	109.81	52.15	54.74	14.68
13	Kansas St	109.61	55.01	44.63	19.49
14	Arizona St	108.28	57.61	45.63	10.85
15	Oklahoma	108.15	50.34	50.33	17.94
16	Michigan St	107.52	51.17	52.54	12.78
17	Nebraska	106.81	52.36	47.17	14.39
18	Notre Dame	104.97	53.16	44.47	11.15
19	Clemson	104.40	50.93	40.03	17.88
20	Texas A&M	103.96	49.49	47.47	11.76
21	Missouri	103.31	50.65	35.65	20.02
22	Wisconsin	103.29	46.29	44.08	18.79
23	Florida	103.09	47.51	44.89	15.46
24	Arizona	102.94	50.55	41.82	13.09
25	Utah	101.95	48.88	39.44	15.76
26	Georgia Tech	100.87	46.85	46.47	9.43
27	Southern Cal	100.80	45.37	43.27	14.91
28	West Virginia	100.79	45.46	44.52	13.49
29	Minnesota	99.39	46.94	38.92	13.11
30	Duke	99.07	45.66	41.89	11.48
31	Boise St	98.97	48.74	43.92	4.07
32	Tennessee	98.61	41.08	40.97	18.89
33	Miami FL	97.85	42.60	39.59	15.81
34	Colorado St	97.22	47.43	37.60	8.19
35	Louisville	96.82	41.26	39.70	15.40
36	Marshall	96.01	39.53	47.78	8.16
37	Arkansas	95.11	36.06	42.58	16.90
38	Maryland	95.04	43.20	40.20	7.20
39	Louisiana Tech	93.41	38.51	39.78	11.37
40	Texas	93.11	38.15	31.92	19.08
41	Washington	92.76	39.85	34.88	12.40
42	Stanford	92.46	36.59	29.16	22.81
43	Oklahoma St	91.35	39.09	37.34	7.68
44	Iowa	91.13	38.02	34.64	11.61
45	California	91.03	37.77	47.86	-1.43



46	Kentucky	91.00	35.89	40.45	9.03
47	Utah St	90.96	38.78	31.54	13.02
48	Memphis	90.95	34.83	38.22	12.90
49	North Dakota St	90.87	39.12	29.16	14.61
50	South Carolina	90.74	33.85	47.30	4.92
51	Nevada	90.17	38.54	34.11	8.87
52	Boston College	89.33	35.02	34.47	12.30
53	Brigham Young	88.86	34.44	41.13	5.42
54	Virginia Tech	87.28	30.18	32.64	17.05
55	Illinois St	87.00	34.38	35.66	6.35
56	Penn State	86.85	31.90	27.70	18.06
57	Michigan	86.85	32.40	29.66	15.26
58	East Carolina	86.57	31.94	38.49	6.51
59	Cincinnati	86.31	32.58	40.68	2.59
60	Arkansas St	86.11	31.22	38.01	7.02
61	Virginia	85.91	29.97	32.69	13.95
62	North Carolina St	85.69	33.40	36.38	3.96
63	North Carolina	85.59	33.07	46.33	-5.68
64	Central Florida	85.48	31.93	34.72	7.56
65	Rutgers	84.20	32.33	32.21	6.19
66	Illinois	84.14	32.73	35.30	2.29
67	Louisiana-Lafayette	84.11	33.20	32.97	3.78
68	Toledo	83.19	31.23	37.88	-0.16
69	Georgia Southern	82.64	26.08	38.51	6.41
70	Jacksonville St	82.57	31.41	29.18	6.71
71	Air Force	82.45	32.07	27.67	6.81
72	Rice	82.39	29.92	31.75	6.16
73	Purdue	82.24	27.01	35.28	7.10
74	Syracuse	82.16	26.93	28.35	13.95
75	Northwestern	81.86	26.36	27.90	14.61
76	Pittsburgh	81.80	24.42	40.09	5.50
77	Northern Illinois	81.06	30.30	35.53	-1.58
78	Northern Iowa	80.64	25.42	33.31	7.72
79	Washington St	80.63	24.75	43.18	-1.05
80	Texas Tech	80.10	27.52	39.38	-3.20
81	Indiana St	79.70	27.83	28.58	6.08
82	South Dakota St	79.45	28.35	31.75	1.44
83	Houston	79.45	22.92	31.27	10.95
84	Western Michigan	78.94	24.06	34.60	4.45
85	Coastal Carolina	78.90	29.04	32.99	-2.34
86	Eastern Washington	78.46	28.50	39.25	-8.79
87	Indiana	78.44	24.35	34.96	2.36
88	Iowa St	78.41	24.05	36.94	0.80
89	Middle Tennessee St	78.14	25.22	32.01	3.10
90	Central Michigan	77.88	25.15	27.56	7.02
91	Temple	77.84	20.60	31.03	11.04




92	Navy	77.83	22.44	34.72	4.26
93	Oregon St	77.82	23.28	33.72	3.83
94	UTEP	77.62	25.22	30.55	3.25
95	Chattanooga	77.17	21.43	32.86	6.15
96	Wyoming	76.73	25.26	26.93	4.59
97	Bowling Green	75.95	24.65	32.50	-1.91
98	New Hampshire	75.78	24.89	32.43	-2.68
99	Kansas	75.58	22.94	24.91	7.59
100	Alabama-Birmingham	75.55	20.31	35.62	1.20
101	Colorado	75.39	19.62	36.90	0.67
102	Western Kentucky	74.61	20.54	42.07	-7.99
103	Vanderbilt	74.58	20.56	27.46	6.52
104	Villanova	74.29	20.94	32.36	0.25
105	San Diego St	74.19	20.98	21.52	10.80
106	Youngstown St	74.09	22.76	25.44	3.64
107	Fresno St	74.02	22.06	32.89	-2.81
108	Idaho St	74.01	23.01	34.33	-5.85
109	Southern Illinois	73.54	20.25	30.75	1.16
110	Sam Houston St	73.28	22.14	30.58	-2.48
111	San José St	73.10	19.37	28.83	3.44
112	South Alabama	72.77	19.94	21.83	8.66
113	Liberty	71.47	21.04	30.00	-4.58
114	Tulane	70.64	16.88	24.59	5.68
115	SE Louisiana	70.53	16.21	29.29	1.84
116	Southern Miss	70.48	19.19	25.59	0.42
117	Ohio U.	69.76	16.63	22.72	5.76
118	Samford	69.61	13.25	31.00	2.72
119	South Florida	69.23	15.69	23.72	5.01
120	Texas St-San Marcos	69.20	14.99	28.57	1.24
121	Hawai`i	68.43	12.91	27.73	3.63
122	Fordham	68.36	15.68	30.82	-4.25
123	Stephen F. Austin	68.12	17.97	28.82	-6.66
124	Louisiana-Monroe	68.12	12.69	23.52	7.43
125	Wake Forest	68.08	13.18	23.46	6.58
126	Missouri St	68.05	13.57	24.00	5.31
127	Harvard	67.96	16.72	21.16	2.67
128	Florida Atlantic	67.91	13.68	27.52	1.24
129	New Mexico	67.84	14.80	31.30	-4.56
130	Bryant	67.83	19.17	18.89	0.55
131	Central Arkansas	67.76	15.22	32.47	-6.64
132	Montana St	67.40	16.25	32.06	-8.86
133	Akron	66.85	11.21	23.20	7.05
134	McNeese St	66.76	13.27	23.30	3.28
135	Eastern Kentucky	66.64	16.13	24.77	-3.26
136	Ball St	66.36	10.44	27.92	2.37
137	Texas-San Antonio	66.30	10.25	22.97	7.49





138	Eastern Illinois	66.25	10.81	30.11	-0.71
139	Northwestern St	66.07	14.50	29.95	-7.13
140	Western Illinois	65.93	11.26	26.94	0.92
141	Richmond	65.92	13.91	25.38	-1.96
142	Cal Poly SLO	65.45	13.69	27.96	-5.36
143	James Madison	65.39	16.31	25.62	-7.53
144	Appalachian St	64.99	8.17	34.42	-3.76
145	Old Dominion	64.92	12.11	34.10	-10.19
146	North Texas	64.80	9.30	30.76	-2.46
147	Montana	64.67	13.57	20.15	0.71
148	Florida Int'l	64.56	7.54	25.07	5.57
149	Presbyterian	63.17	16.71	10.79	1.09
150	Charleston Southern	62.93	10.92	20.29	0.64
151	Tulsa	61.89	7.70	32.00	-8.32
152	Bethune-Cookman	61.73	12.35	18.53	-2.99
153	William & Mary	61.31	9.86	22.21	-3.57
154	Connecticut	61.17	5.73	21.61	3.56
155	Wofford	60.65	6.20	20.58	2.51
156	Western Carolina	60.50	7.44	24.38	-3.72
157	Alcorn St	60.38	8.21	26.85	-7.78
158	Northern Arizona	60.37	11.93	18.02	-5.18
159	Yale	60.00	10.00	28.49	15.12
160	Army	59.46	5.32	31.23	-9.64
161	North Carolina A&T	59.34	7.49	19.97	-2.30
162	Massachusetts	59.31	1.54	34.46	-6.94
163	South Carolina St	59.17	10.91	16.06	-4.52
164	UNLV	58.67	7.17	24.40	-7.88
165	Tennessee-Martin	58.66	7.62	21.71	-5.97
166	Bucknell	58.35	8.99	18.82	-6.12
167	The Citadel	57.75	4.13	23.62	-4.34
168	Sacred Heart	57.56	7.99	16.98	-4.61
169	Miami OH	57.15	0.77	24.04	-0.66
170	Buffalo	57.09	2.21	29.44	-8.60
171	Dartmouth	57.08	7.88	21.37	-10.02
172	Lamar	57.06	7.01	28.40	-15.64
173	Troy	56.29	2.83	21.80	-4.00
174	SMU	55.45	4.87	16.52	-4.21
175	Albany NY	54.77	3.57	18.00	-5.22
176	Sacramento St	54.73	4.02	27.56	-15.65
177	New Mexico St	54.09	-0.93	24.45	-5.86
178	Kent St	53.98	-2.28	17.27	3.29
179	Delaware	53.98	5.34	15.44	-7.60
180	South Dakota	53.64	1.05	21.58	-7.43
181	Maine	53.15	2.49	14.39	-3.85
182	Idaho	52.82	-4.93	30.66	-8.59
183	Eastern Michigan	52.58	2.34	14.29	-4.93

184	San Diego	51.73	7.79	12.65	-14.52
185	Grambling St	51.47	4.50	16.74	-13.76
186	SE Missouri St	51.13	-1.15	22.33	-10.80
187	Stony Brook	50.65	-3.96	12.18	2.84
188	Tennessee Tech	50.37	1.38	13.34	-7.90
189	Jacksonville FL	50.07	0.89	12.99	-7.48
190	Southern Utah	49.98	-2.30	20.16	-9.59
191	Monmouth NJ	49.51	-2.85	20.66	-10.35
192	Northern Colorado	49.46	-0.13	10.85	-5.18
193	Southern U.	49.25	4.50	15.14	-17.72
194	Mercer	48.83	-8.63	22.41	-4.16
195	Duquesne	48.25	-5.68	16.03	-4.13
196	St Francis PA	47.44	-3.17	24.06	-18.37
197	Tennessee St	46.42	-6.26	14.47	-6.18
198	Portland St	46.33	-7.35	13.46	-3.58
199	Georgia St	46.33	-8.62	26.05	-14.05
200	Gardner-Webb	46.14	-4.79	13.94	-8.79
201	Lafayette	45.81	-7.53	17.25	-8.37
202	Towson	45.62	-3.84	13.05	-10.79
203	Weber St	45.42	-9.68	16.44	-4.96
204	Furman	44.41	-9.30	12.24	-3.92
205	Holy Cross	44.12	-9.03	11.71	-4.57
206	North Carolina Central	44.08	-8.46	16.88	-10.77
207	Colgate	43.82	-9.14	16.12	-9.52
208	Wagner	43.81	-8.42	10.61	-5.27
209	Princeton	43.35	-7.10	15.20	-13.21
210	North Dakota	43.11	-7.70	8.55	-6.15
211	Murray St	42.55	-9.42	24.44	-20.56
212	Brown	42.15	-10.49	16.86	-12.21
213	UNC-Charlotte	41.81	-13.42	28.40	-19.70
214	Drake	41.58	-7.02	6.78	-9.33
215	Alabama St	41.42	-9.69	11.87	-10.36
216	UC-Davis	41.20	-11.65	19.51	-15.31
217	Morgan St	41.11	-10.16	16.87	-15.38
218	Elon	40.92	-12.50	8.84	-3.91
219	Dayton	39.79	-10.13	15.48	-17.33
220	Norfolk St	39.21	-11.87	-0.17	-0.21
221	Lehigh	39.00	-15.42	22.84	-17.83
222	Prairie View A&M	38.64	-12.03	20.99	-22.54
223	VMI	37.68	-14.93	19.28	-18.40
224	Austin Peay	36.86	-10.77	8.53	-16.62
225	Alabama A&M	34.97	-14.41	13.09	-19.84
226	Howard	33.62	-19.84	15.43	-16.50
227	Central Conn St	32.72	-21.39	10.97	-11.72
228	Rhode Island	31.95	-20.55	8.19	-12.26
229	Pennsylvania	31.92	-21.17	12.62	-15.74



230	Georgetown DC	31.84	-22.97	3.94	-4.27
231	Florida A&M	31.75	-19.75	6.43	-12.34
232	Texas Southern	31.56	-16.60	5.85	-17.48
233	Hampton	30.99	-23.21	11.71	-13.76
234	Nicholls St	30.45	-15.28	9.18	-25.77
235	Marist	29.43	-21.27	2.43	-11.58
236	Houston Baptist	28.76	-13.17	6.83	-31.17
237	Delaware St	28.63	-22.67	3.86	-12.69
238	Stetson	27.05	-20.28	6.77	-23.56
239	Campbell	26.38	-22.01	1.23	-16.79
240	Robert Morris PA	24.62	-24.97	3.94	-18.98
241	Butler	24.20	-25.18	7.38	-23.11
242	Cornell	22.86	-29.82	6.48	-17.83
243	Arkansas-Pine Bluff	22.32	-24.09	9.05	-31.31
244	Jackson St	22.16	-28.56	4.89	-20.08
245	Columbia	21.67	-27.16	3.50	-22.27
246	Morehead St	19.93	-27.57	11.77	-34.18
247	Mississippi Valley St	18.44	-29.81	1.47	-23.89
248	Savannah St	17.31	-30.89	6.50	-29.94
249	Valparaiso	15.61	-35.99	2.51	-21.71
250	Davidson	6.68	-43.52	6.97	-35.94

