

Ratings (10/24)

Well, I certainly enjoyed many of the football games over the weekend. As most of you know, I am a Clemson fan, and the Tigers winning a close game (for the first time, I think, since the Hoover administration; you can make your own jokes about vacuum cleaners and sucking) was a thrill. You will probably think that I modified my program to get Clemson into the top 20, but that is honestly how the numbers shake out. Close losses to Georgia Tech and TCU don't hurt in this system, and I'm going to pull my head back into my shell and ignore the other loss.

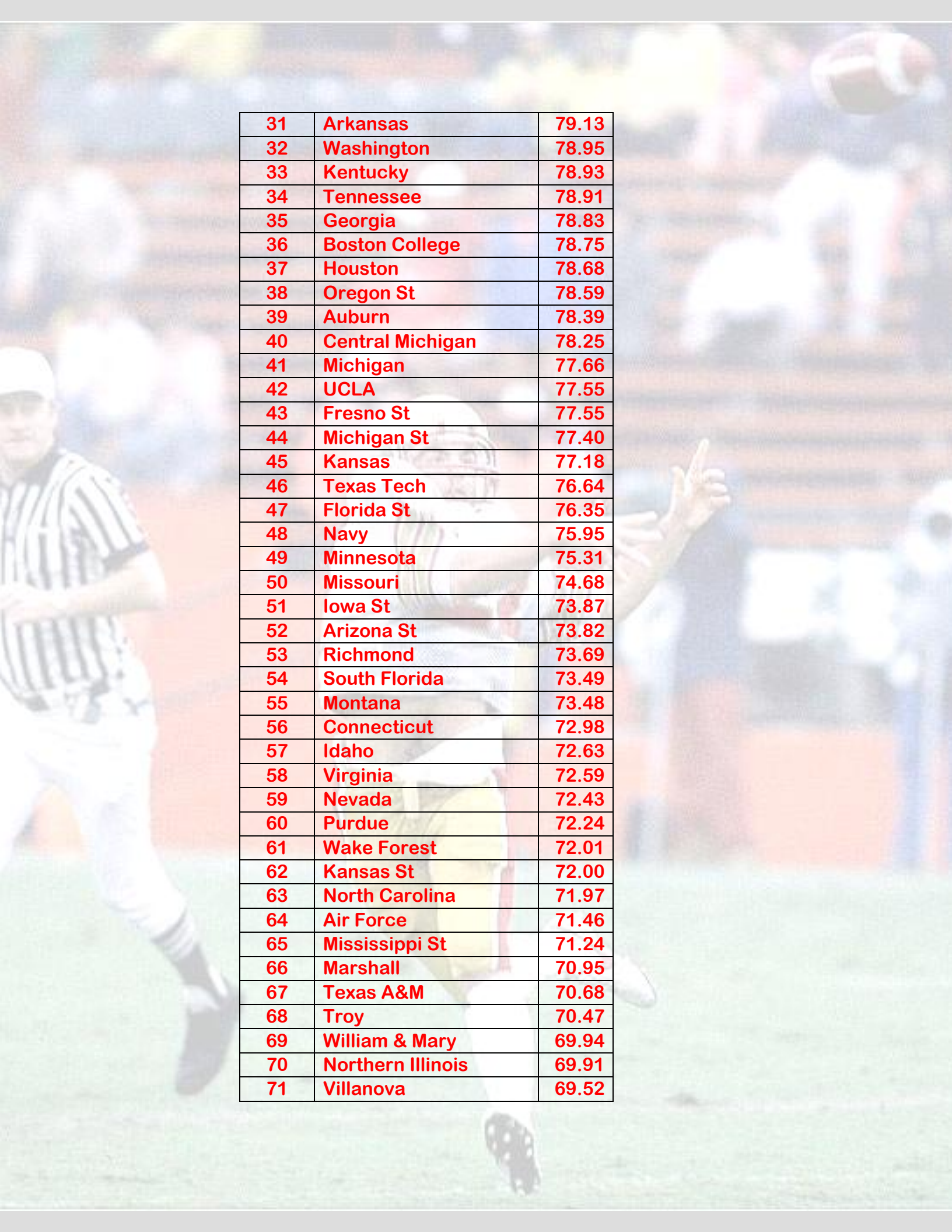
On the other hand, Hokie fans may wonder how the system drops you 3 spots on an off-week. It's the same as dropping Florida from #2 to #3 in spite of a decent road win. Other teams, Texas and Oregon, had impressive wins, and the strength-of-schedule thing is hard for us humans to keep up with. That's why a computer is needed; the calculations are lengthy. In any case, having essentially a three-way tie among Alabama, Texas and Florida does not seem like a horrible idea. If you look at the BCS ratings, you'll notice that Iowa is actually #1 on the computers. If you run my ratings with only wins and losses but no points, Iowa is actually substantially ahead as #1. Using only points and no wins/losses, the Hawkeyes are #17.

The conference races are starting to come into focus. Georgia Tech and Clemson control their own destinies in the ACC. The Big East is a 3-team battle among Cincinnati (which my computer is not overly impressed with), Pittsburgh and West Virginia. Iowa remains the only unbeaten Big 10 team. Barely. The winner of this week's Texas and Oklahoma State game takes charge of the Big 12. Southern Cal and Oregon play for the Pac 10 lead this week. The Mountain West should come down to the Utah-TCU game. The SEC West will be LSU at Alabama in two weeks. And, of course, we're all atwitter (if not tweeting) about the Troy / Louisiana-Monroe game for the Sun Belt lead.

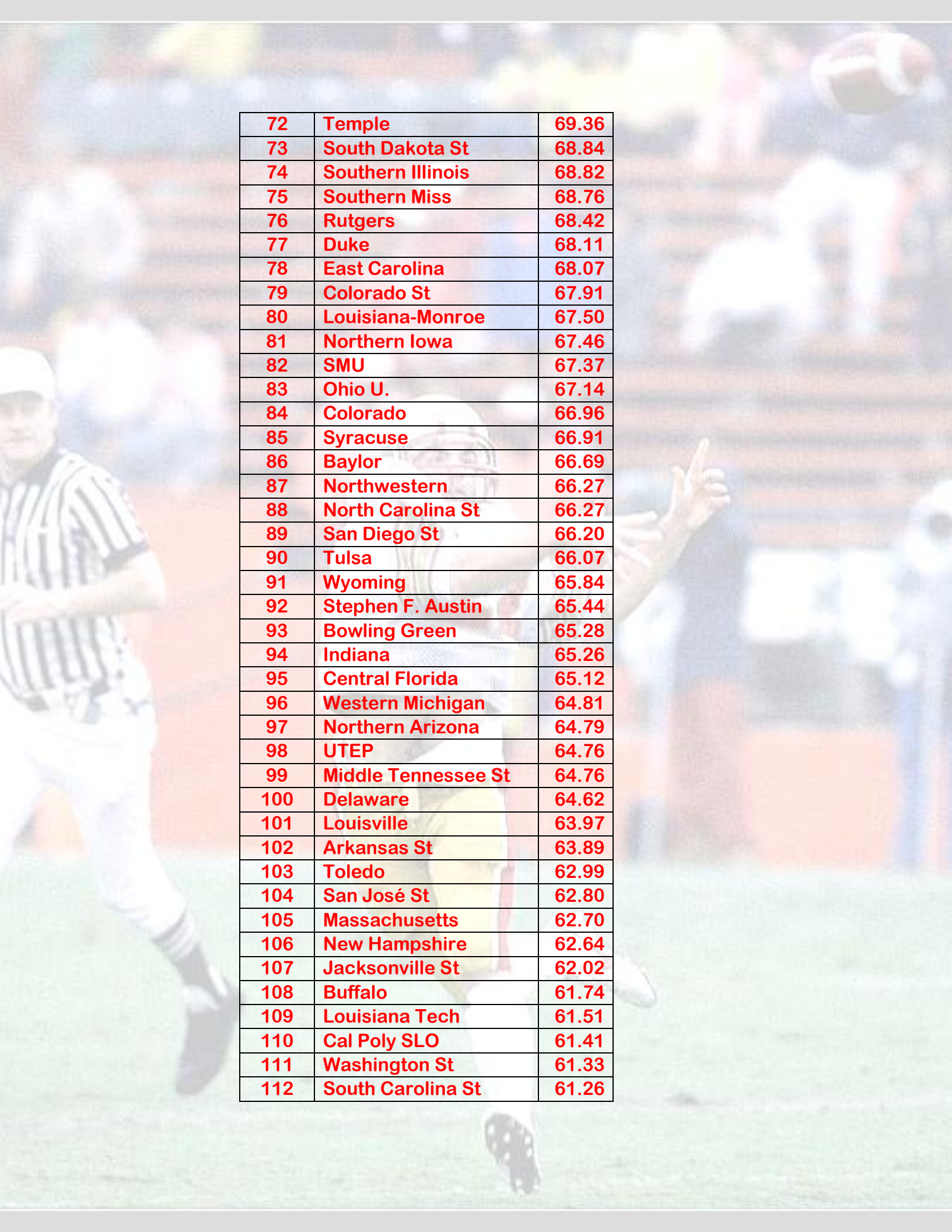
This week's top games are highlighted below. The predictions are straight from the ratings, with 4 points added for home field. Enjoy the games!

Virginia Tech over UNC by 24 (Blacksburg on Thursday night is tough)
 Virginia over Duke by 8 (The Devils have won 2 in a row! And it's Halloween)
 Florida over Georgia by 15 (Drink up! The game may not be worth watching)
 Boston College over C. Michigan by 4 (Upset special? LeFevour is good!)
 Texas over Oklahoma St by 5 (The Cowboys at home, maybe one man short?)
 Oregon over Southern Cal by 6 (Can the Ducks handle the favorite role?)
 Tennessee over South Carolina by 2 (Spurrier in Knoxville is always fun)
 Troy over La-Monroe by 6 (Sun Belt title and a bowl game at stake)

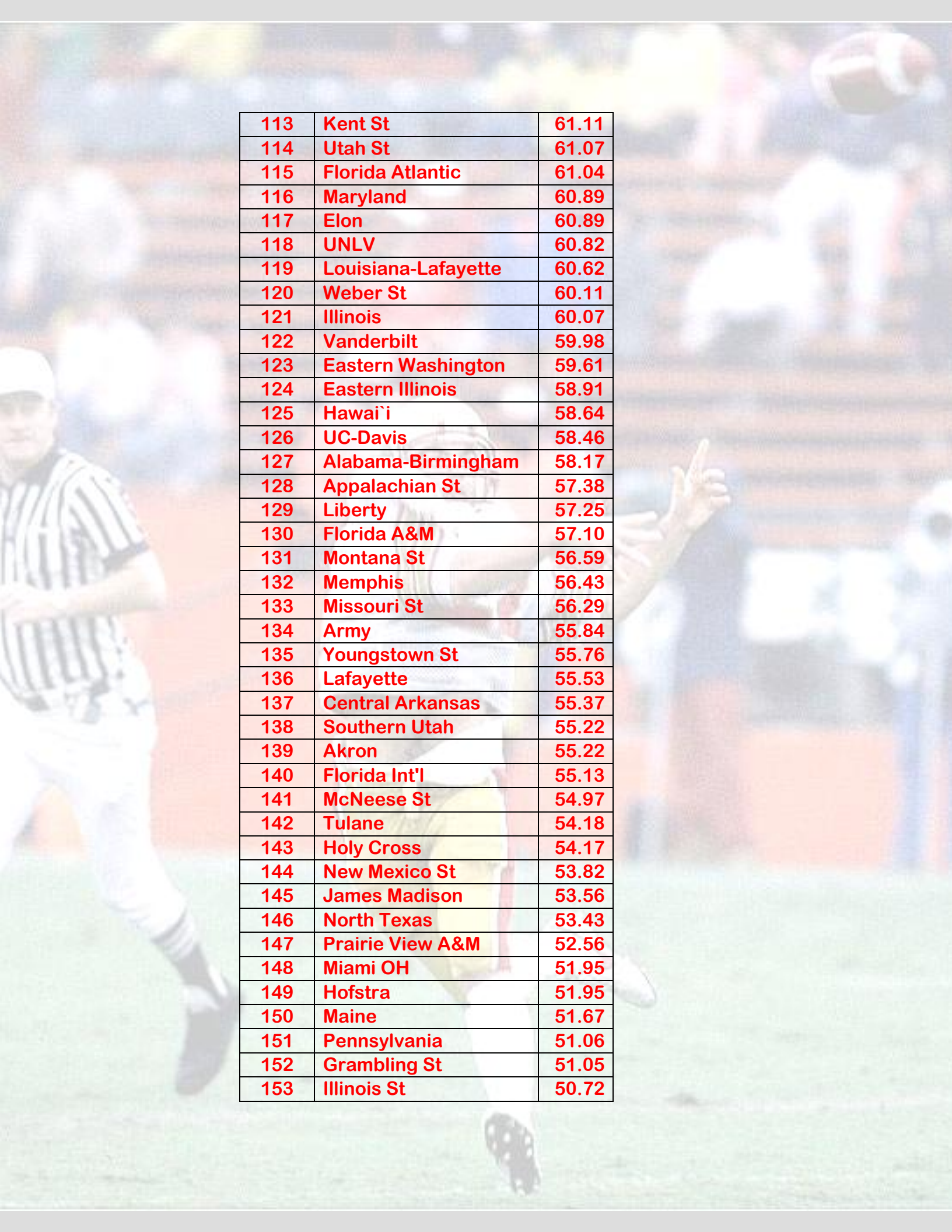
1	Alabama	94.88
2	Texas	94.61
3	Florida	94.21
4	Oregon	93.45
5	Iowa	92.40
6	Southern Cal	91.91
7	Virginia Tech	91.67
8	TCU	90.77
9	Boise St	89.69
10	Georgia Tech	89.33
11	LSU	87.29
12	Penn State	87.03
13	Cincinnati	86.57
14	Arizona	86.24
15	Notre Dame	85.96
16	Miami FL	85.68
17	Ohio State	85.57
18	California	84.58
19	Clemson	83.11
20	Pittsburgh	82.82
21	Oklahoma	82.66
22	Oklahoma St	81.85
23	Utah	81.41
24	West Virginia	81.36
25	Wisconsin	81.23
26	South Carolina	80.82
27	Stanford	80.71
28	Nebraska	80.40
29	Brigham Young	80.00
30	Mississippi	79.80



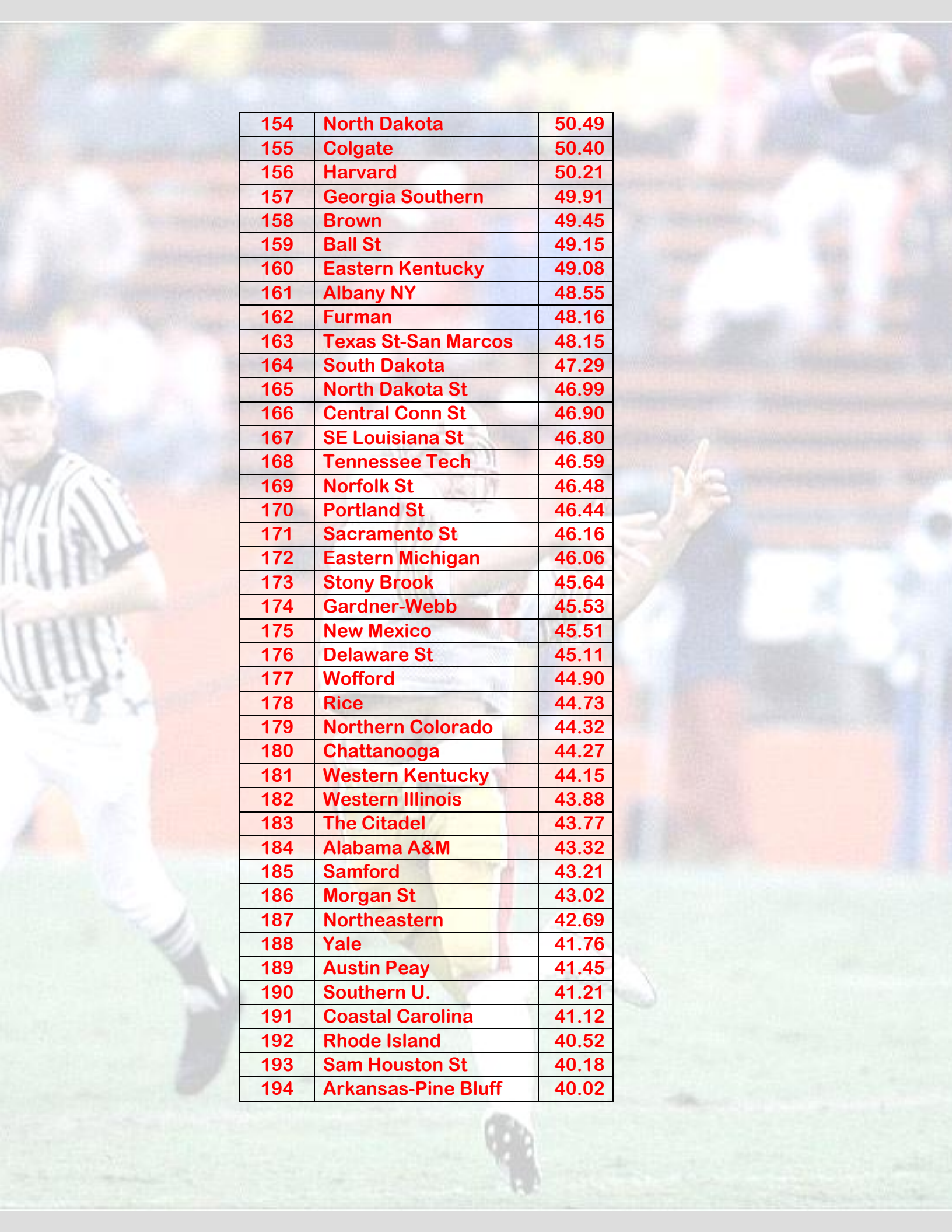
31	Arkansas	79.13
32	Washington	78.95
33	Kentucky	78.93
34	Tennessee	78.91
35	Georgia	78.83
36	Boston College	78.75
37	Houston	78.68
38	Oregon St	78.59
39	Auburn	78.39
40	Central Michigan	78.25
41	Michigan	77.66
42	UCLA	77.55
43	Fresno St	77.55
44	Michigan St	77.40
45	Kansas	77.18
46	Texas Tech	76.64
47	Florida St	76.35
48	Navy	75.95
49	Minnesota	75.31
50	Missouri	74.68
51	Iowa St	73.87
52	Arizona St	73.82
53	Richmond	73.69
54	South Florida	73.49
55	Montana	73.48
56	Connecticut	72.98
57	Idaho	72.63
58	Virginia	72.59
59	Nevada	72.43
60	Purdue	72.24
61	Wake Forest	72.01
62	Kansas St	72.00
63	North Carolina	71.97
64	Air Force	71.46
65	Mississippi St	71.24
66	Marshall	70.95
67	Texas A&M	70.68
68	Troy	70.47
69	William & Mary	69.94
70	Northern Illinois	69.91
71	Villanova	69.52



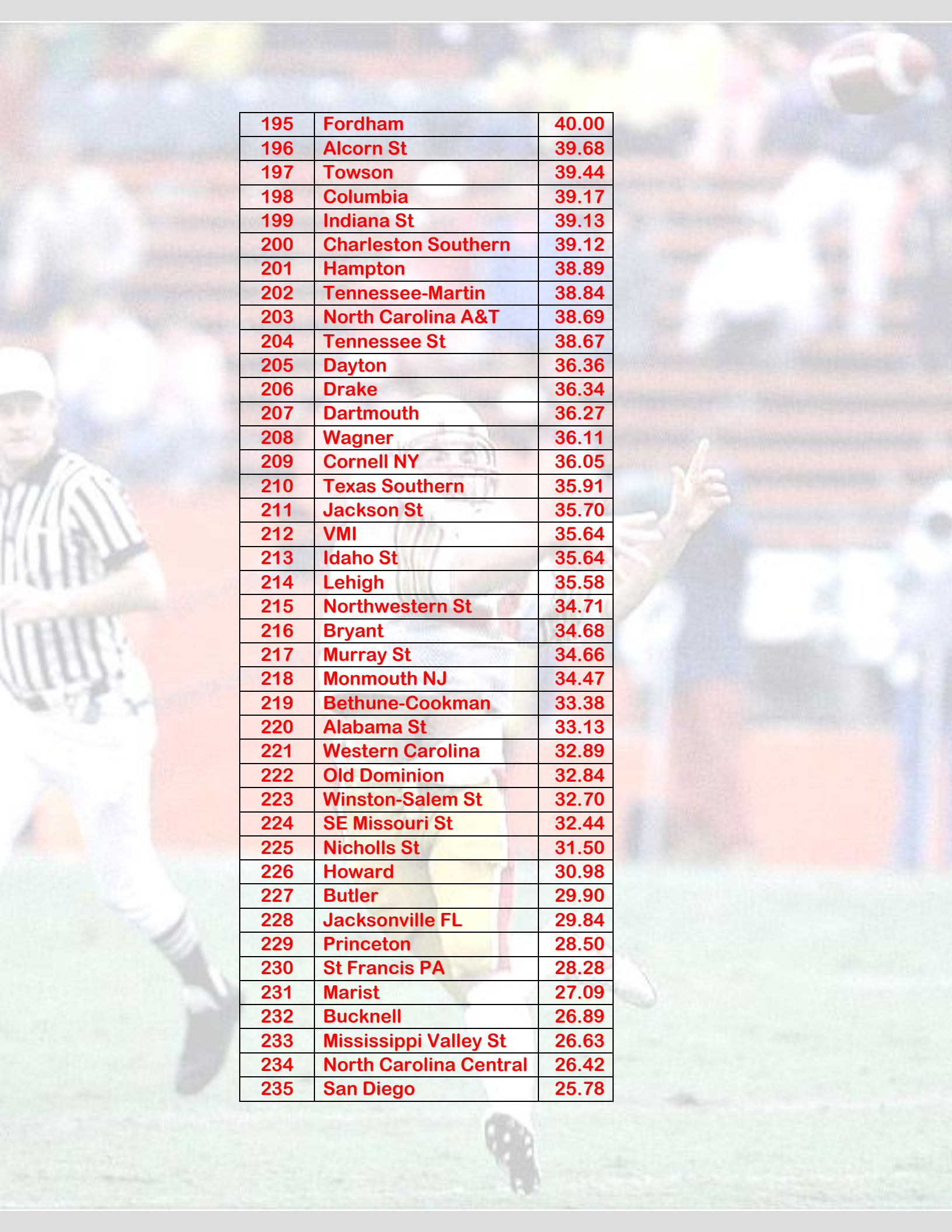
72	Temple	69.36
73	South Dakota St	68.84
74	Southern Illinois	68.82
75	Southern Miss	68.76
76	Rutgers	68.42
77	Duke	68.11
78	East Carolina	68.07
79	Colorado St	67.91
80	Louisiana-Monroe	67.50
81	Northern Iowa	67.46
82	SMU	67.37
83	Ohio U.	67.14
84	Colorado	66.96
85	Syracuse	66.91
86	Baylor	66.69
87	Northwestern	66.27
88	North Carolina St	66.27
89	San Diego St	66.20
90	Tulsa	66.07
91	Wyoming	65.84
92	Stephen F. Austin	65.44
93	Bowling Green	65.28
94	Indiana	65.26
95	Central Florida	65.12
96	Western Michigan	64.81
97	Northern Arizona	64.79
98	UTEP	64.76
99	Middle Tennessee St	64.76
100	Delaware	64.62
101	Louisville	63.97
102	Arkansas St	63.89
103	Toledo	62.99
104	San José St	62.80
105	Massachusetts	62.70
106	New Hampshire	62.64
107	Jacksonville St	62.02
108	Buffalo	61.74
109	Louisiana Tech	61.51
110	Cal Poly SLO	61.41
111	Washington St	61.33
112	South Carolina St	61.26



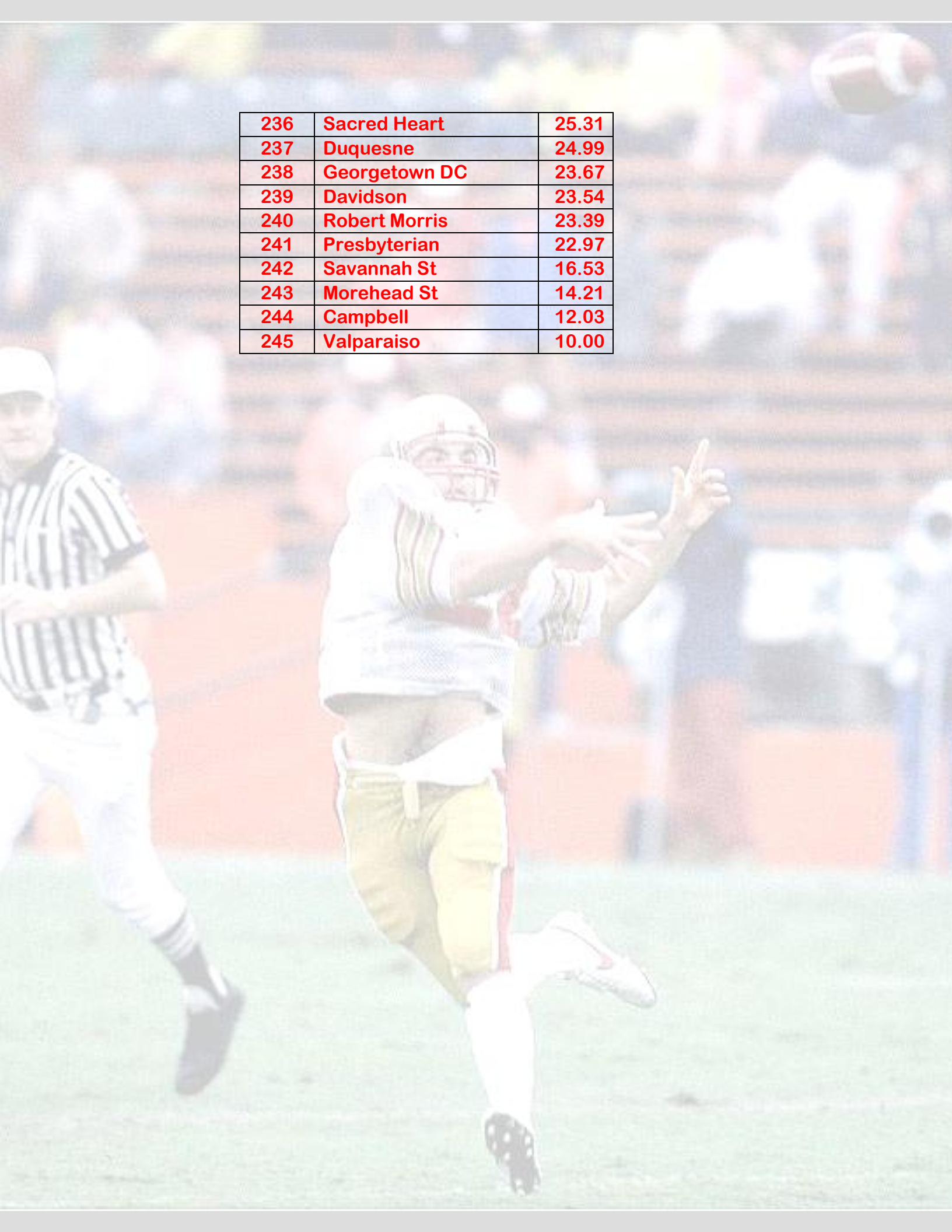
113	Kent St	61.11
114	Utah St	61.07
115	Florida Atlantic	61.04
116	Maryland	60.89
117	Elon	60.89
118	UNLV	60.82
119	Louisiana-Lafayette	60.62
120	Weber St	60.11
121	Illinois	60.07
122	Vanderbilt	59.98
123	Eastern Washington	59.61
124	Eastern Illinois	58.91
125	Hawai'i	58.64
126	UC-Davis	58.46
127	Alabama-Birmingham	58.17
128	Appalachian St	57.38
129	Liberty	57.25
130	Florida A&M	57.10
131	Montana St	56.59
132	Memphis	56.43
133	Missouri St	56.29
134	Army	55.84
135	Youngstown St	55.76
136	Lafayette	55.53
137	Central Arkansas	55.37
138	Southern Utah	55.22
139	Akron	55.22
140	Florida Int'l	55.13
141	McNeese St	54.97
142	Tulane	54.18
143	Holy Cross	54.17
144	New Mexico St	53.82
145	James Madison	53.56
146	North Texas	53.43
147	Prairie View A&M	52.56
148	Miami OH	51.95
149	Hofstra	51.95
150	Maine	51.67
151	Pennsylvania	51.06
152	Grambling St	51.05
153	Illinois St	50.72



154	North Dakota	50.49
155	Colgate	50.40
156	Harvard	50.21
157	Georgia Southern	49.91
158	Brown	49.45
159	Ball St	49.15
160	Eastern Kentucky	49.08
161	Albany NY	48.55
162	Furman	48.16
163	Texas St-San Marcos	48.15
164	South Dakota	47.29
165	North Dakota St	46.99
166	Central Conn St	46.90
167	SE Louisiana St	46.80
168	Tennessee Tech	46.59
169	Norfolk St	46.48
170	Portland St	46.44
171	Sacramento St	46.16
172	Eastern Michigan	46.06
173	Stony Brook	45.64
174	Gardner-Webb	45.53
175	New Mexico	45.51
176	Delaware St	45.11
177	Wofford	44.90
178	Rice	44.73
179	Northern Colorado	44.32
180	Chattanooga	44.27
181	Western Kentucky	44.15
182	Western Illinois	43.88
183	The Citadel	43.77
184	Alabama A&M	43.32
185	Samford	43.21
186	Morgan St	43.02
187	Northeastern	42.69
188	Yale	41.76
189	Austin Peay	41.45
190	Southern U.	41.21
191	Coastal Carolina	41.12
192	Rhode Island	40.52
193	Sam Houston St	40.18
194	Arkansas-Pine Bluff	40.02



195	Fordham	40.00
196	Alcorn St	39.68
197	Towson	39.44
198	Columbia	39.17
199	Indiana St	39.13
200	Charleston Southern	39.12
201	Hampton	38.89
202	Tennessee-Martin	38.84
203	North Carolina A&T	38.69
204	Tennessee St	38.67
205	Dayton	36.36
206	Drake	36.34
207	Dartmouth	36.27
208	Wagner	36.11
209	Cornell NY	36.05
210	Texas Southern	35.91
211	Jackson St	35.70
212	VMI	35.64
213	Idaho St	35.64
214	Lehigh	35.58
215	Northwestern St	34.71
216	Bryant	34.68
217	Murray St	34.66
218	Monmouth NJ	34.47
219	Bethune-Cookman	33.38
220	Alabama St	33.13
221	Western Carolina	32.89
222	Old Dominion	32.84
223	Winston-Salem St	32.70
224	SE Missouri St	32.44
225	Nicholls St	31.50
226	Howard	30.98
227	Butler	29.90
228	Jacksonville FL	29.84
229	Princeton	28.50
230	St Francis PA	28.28
231	Marist	27.09
232	Bucknell	26.89
233	Mississippi Valley St	26.63
234	North Carolina Central	26.42
235	San Diego	25.78



236	Sacred Heart	25.31
237	Duquesne	24.99
238	Georgetown DC	23.67
239	Davidson	23.54
240	Robert Morris	23.39
241	Presbyterian	22.97
242	Savannah St	16.53
243	Morehead St	14.21
244	Campbell	12.03
245	Valparaiso	10.00